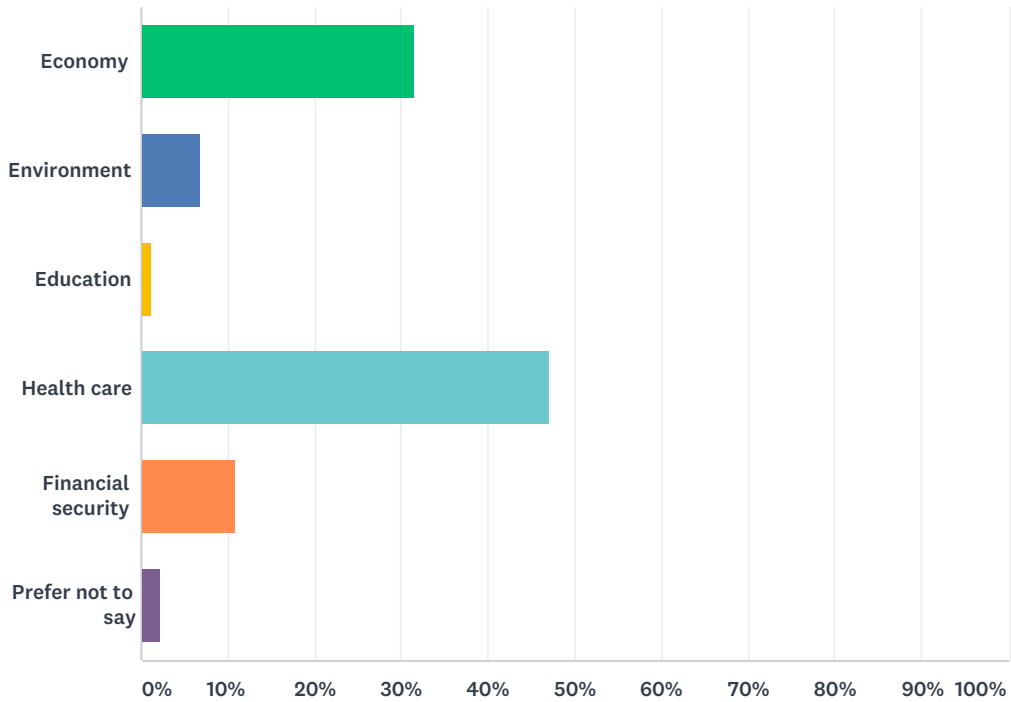


Q1 In the upcoming June provincial election, what do you consider to be the most important issue:

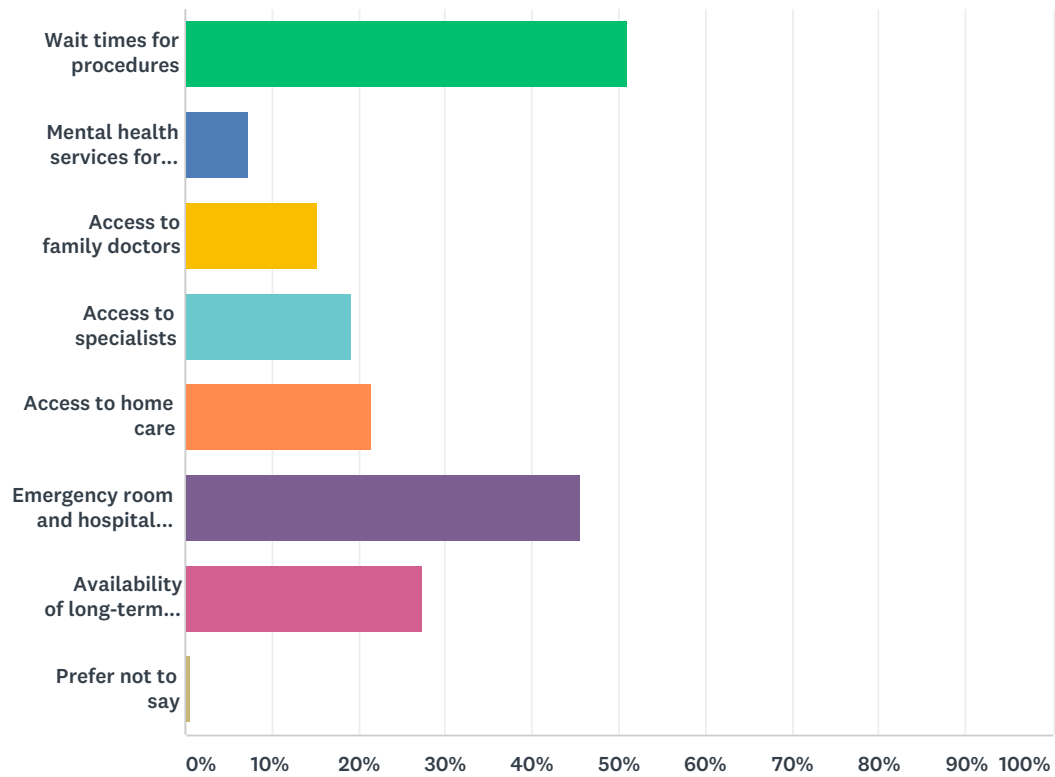
Answered: 3,885 Skipped: -1



ANSWER CHOICES	RESPONSES	
Economy	31.58%	1,227
Environment	6.95%	270
Education	1.24%	48
Health care	47.03%	1,827
Financial security	10.94%	425
Prefer not to say	2.27%	88
TOTAL		3,885

Q2 Thinking about health care, what do you consider to be the most important TWO issues?

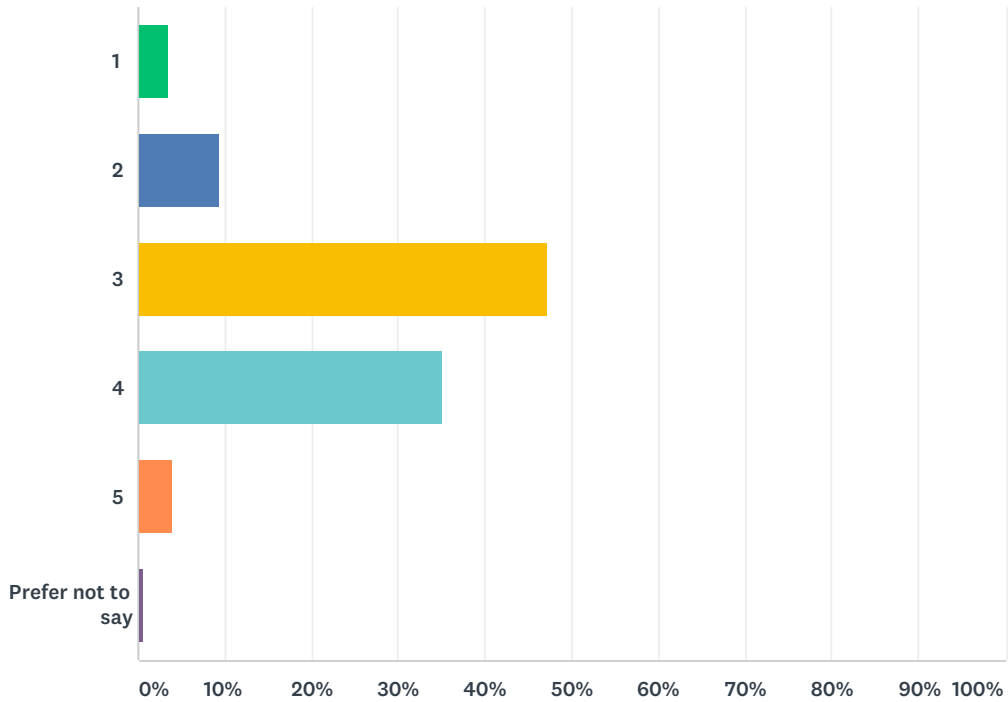
Answered: 3,885 Skipped: -1



ANSWER CHOICES	RESPONSES	
Wait times for procedures	51.07%	1,984
Mental health services for seniors	7.28%	283
Access to family doctors	15.29%	594
Access to specialists	19.28%	749
Access to home care	21.54%	837
Emergency room and hospital overcrowding	45.66%	1,774
Availability of long-term care beds	27.31%	1,061
Prefer not to say	0.69%	27
Total Respondents: 3,885		

Q3 How would you rate the overall quality of health services in Ontario? (1 is poor, 5 is excellent)

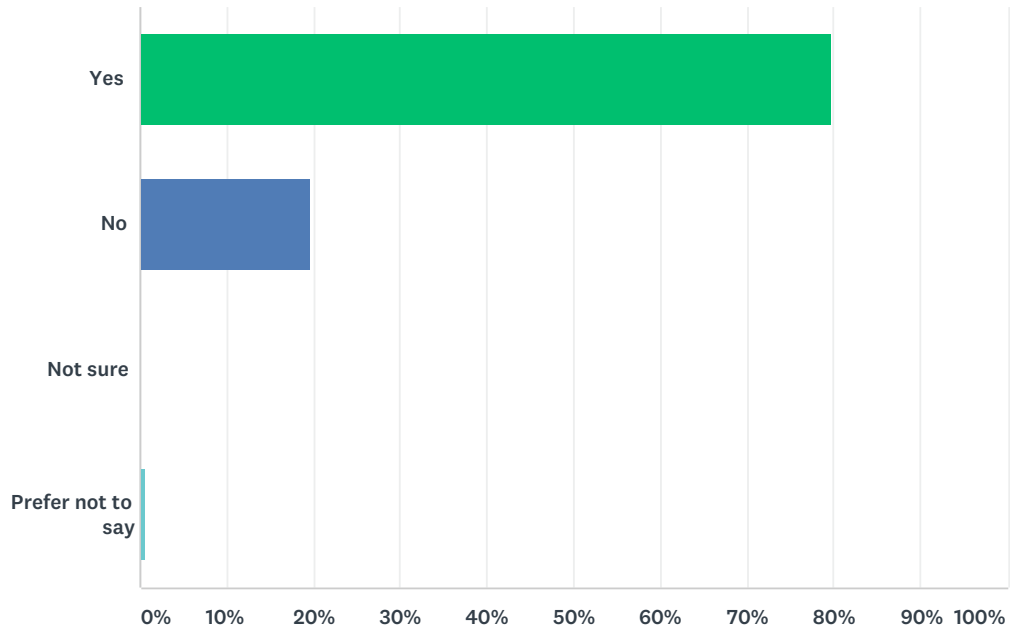
Answered: 3,885 Skipped: -1



ANSWER CHOICES	RESPONSES	
1	3.58%	139
2	9.40%	365
3	47.36%	1,840
4	35.14%	1,365
5	3.89%	151
Prefer not to say	0.64%	25
TOTAL		3,885

Q4 Have you or a loved one tried to access a family doctor in the past year?

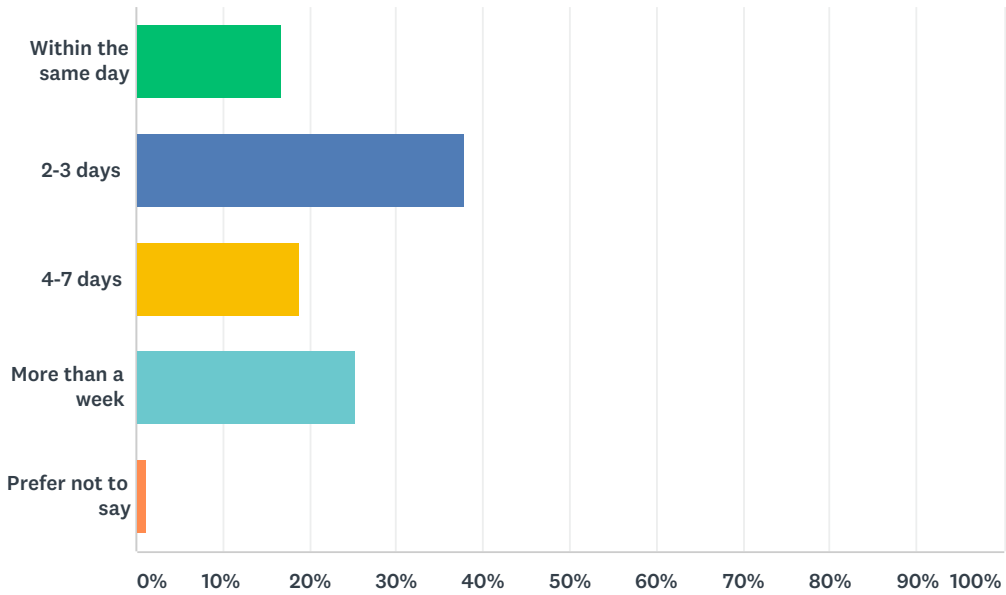
Answered: 3,885 Skipped: -1



ANSWER CHOICES	RESPONSES	
Yes	79.69%	3,096
No	19.59%	761
Not sure	0.00%	0
Prefer not to say	0.72%	28
TOTAL		3,885

Q5 You indicated that you or a loved one tried to access a family doctor in the past year. How quickly were you or your loved one seen?

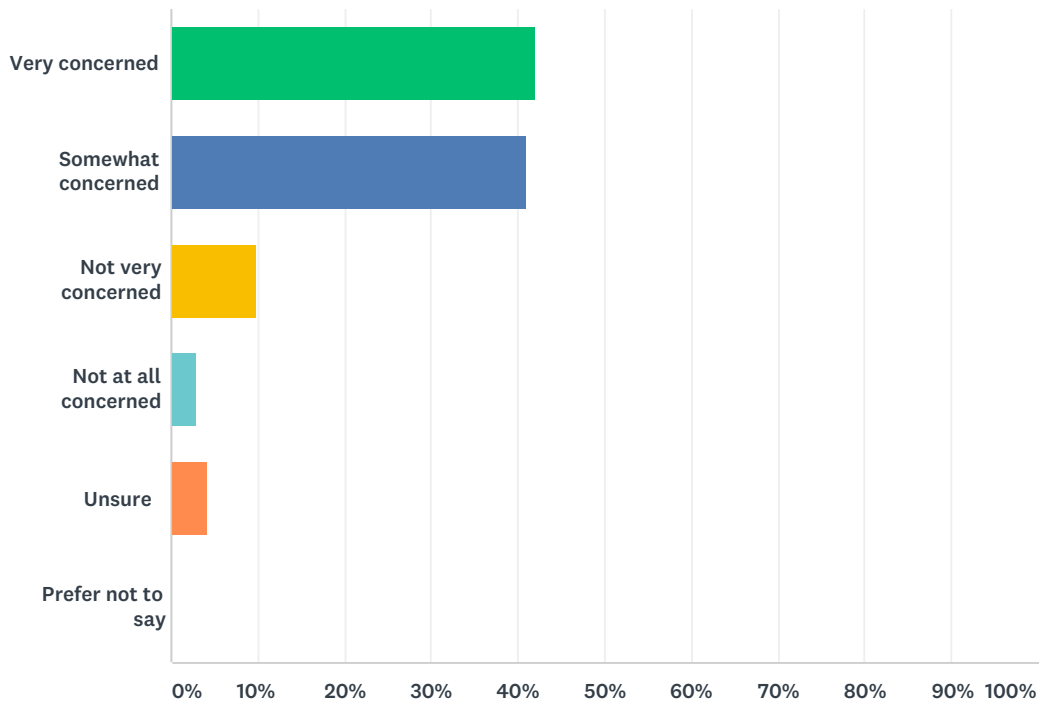
Answered: 3,089 Skipped: 795



ANSWER CHOICES	RESPONSES	
Within the same day	16.70%	516
2-3 days	37.78%	1,167
4-7 days	18.81%	581
More than a week	25.35%	783
Prefer not to say	1.36%	42
TOTAL		3,089

Q6 Please tell us, how concerned are you with the time it takes to get access to diagnostic procedures like MRIs and CT scans?

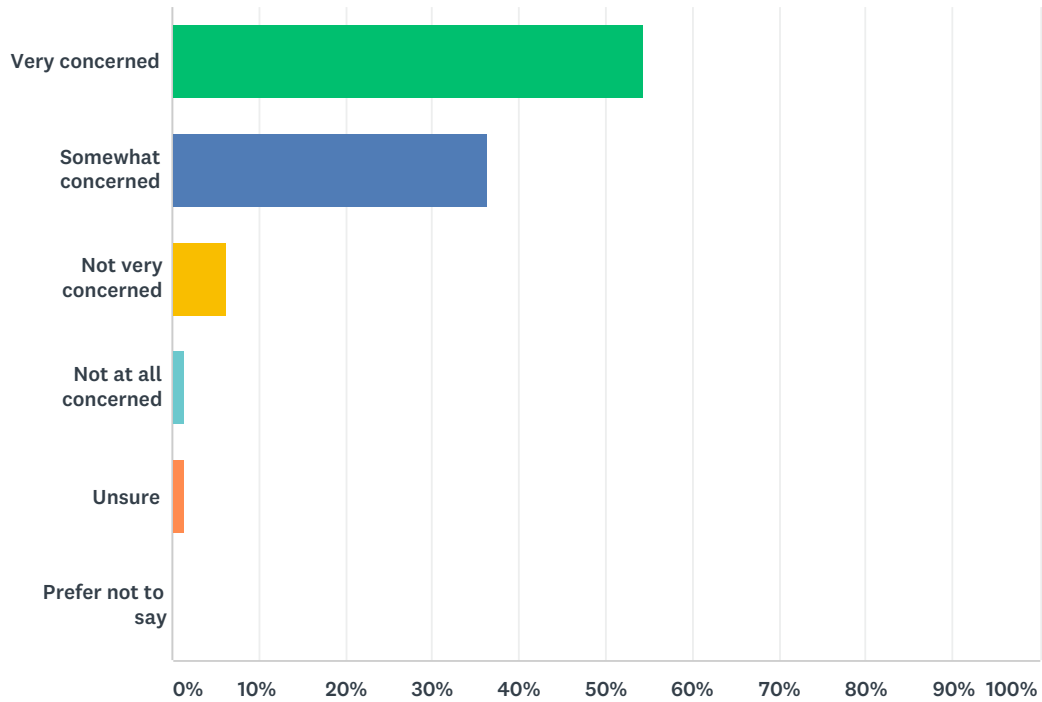
Answered: 3,858 Skipped: 26



ANSWER CHOICES	RESPONSES	
Very concerned	41.99%	1,620
Somewhat concerned	40.95%	1,580
Not very concerned	9.75%	376
Not at all concerned	2.95%	114
Unsure	4.15%	160
Prefer not to say	0.21%	8
TOTAL		3,858

Q7 Please tell us, how concerned are you with the time it takes to access medical specialists?

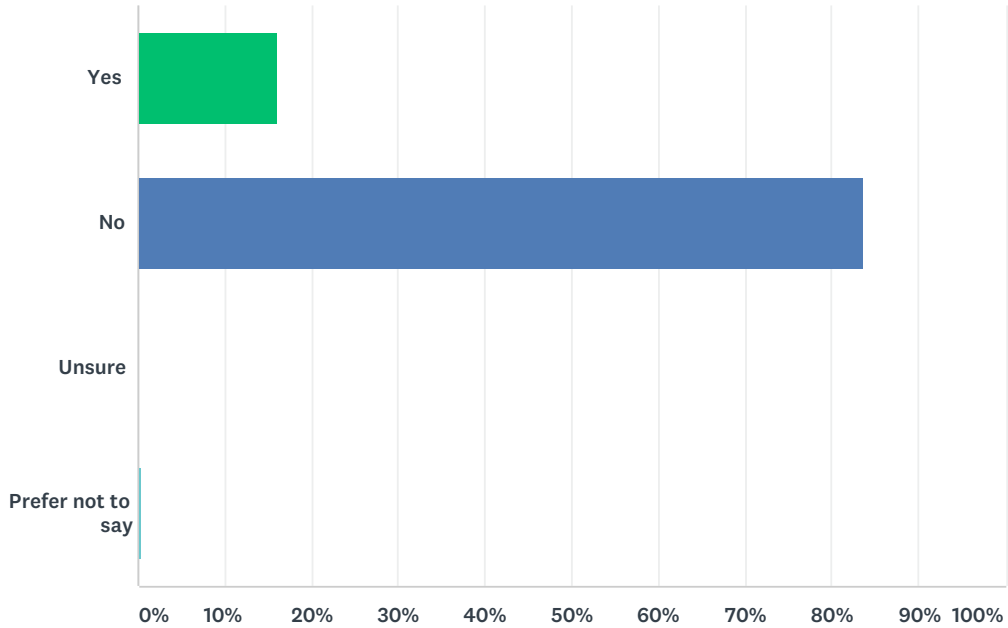
Answered: 3,858 Skipped: 26



ANSWER CHOICES	RESPONSES	
Very concerned	54.41%	2,099
Somewhat concerned	36.31%	1,401
Not very concerned	6.30%	243
Not at all concerned	1.43%	55
Unsure	1.45%	56
Prefer not to say	0.10%	4
TOTAL		3,858

Q8 Have you or a loved one tried to access home care in the past year?

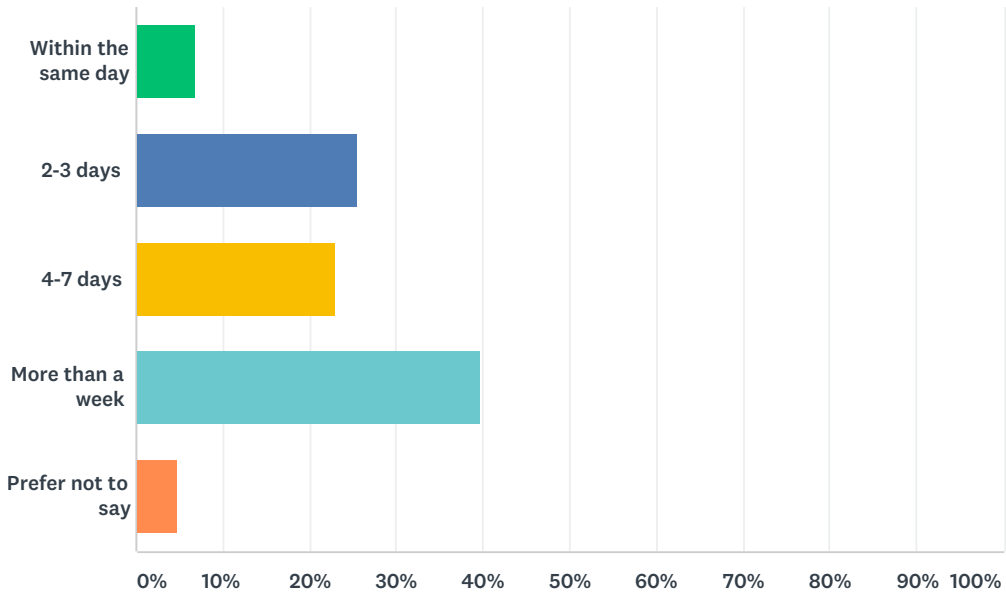
Answered: 3,858 Skipped: 26



ANSWER CHOICES	RESPONSES	
Yes	16.02%	618
No	83.59%	3,225
Unsure	0.00%	0
Prefer not to say	0.39%	15
TOTAL		3,858

Q9 You indicated that you or a loved one tried to access home care in the past year. How quickly were you or your loved one seen at home?

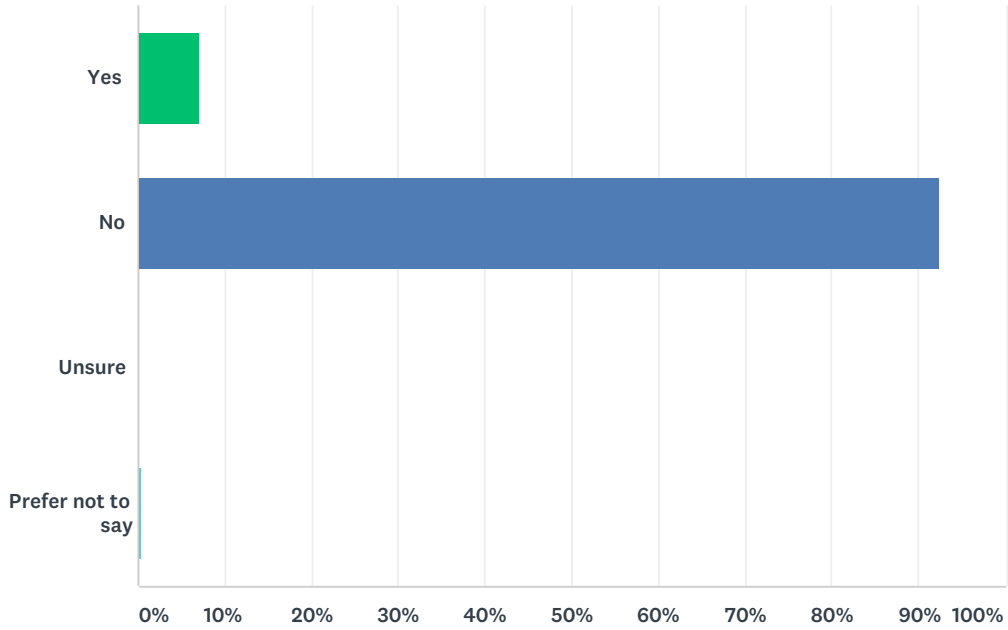
Answered: 615 Skipped: 3,269



ANSWER CHOICES	RESPONSES	
Within the same day	6.83%	42
2-3 days	25.53%	157
4-7 days	23.09%	142
More than a week	39.67%	244
Prefer not to say	4.88%	30
TOTAL		615

Q10 Have you or a loved one applied for long-term care in the past year?

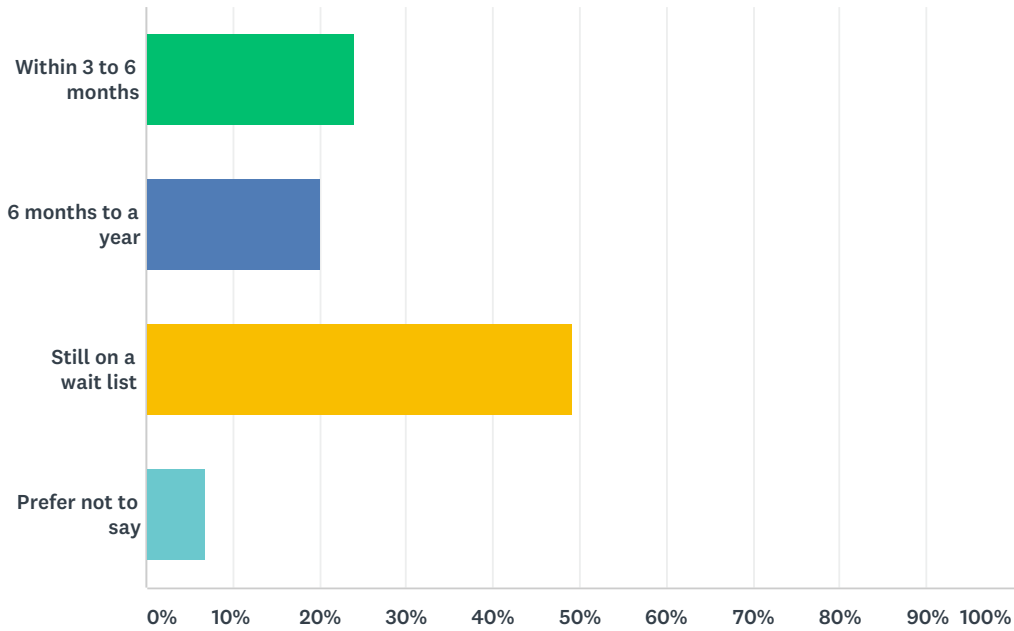
Answered: 3,850 Skipped: 34



ANSWER CHOICES	RESPONSES	
Yes	7.09%	273
No	92.49%	3,561
Unsure	0.00%	0
Prefer not to say	0.42%	16
TOTAL		3,850

Q11 You indicated that you or a loved one applied for long-term care in the past year. How quickly did you or your loved one receive placement?

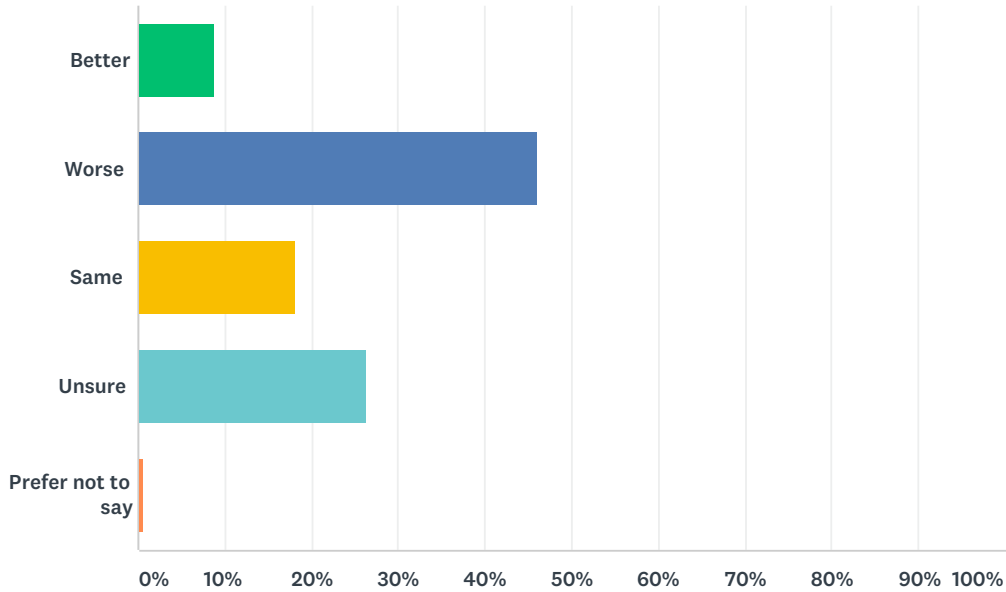
Answered: 275 Skipped: 3,609



ANSWER CHOICES	RESPONSES	
Within 3 to 6 months	24.00%	66
6 months to a year	20.00%	55
Still on a wait list	49.09%	135
Prefer not to say	6.91%	19
TOTAL		275

Q12 Thinking of your children, or children you know, do you think they will have better, worse or the same access to health care in the future than you do?

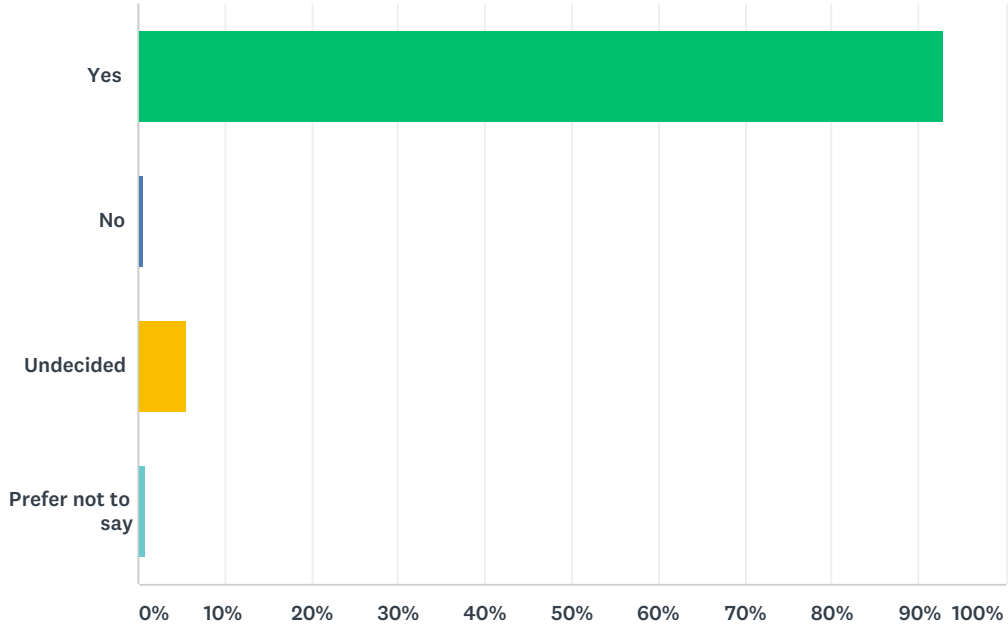
Answered: 3,844 Skipped: 40



ANSWER CHOICES	RESPONSES	
Better	8.79%	338
Worse	46.02%	1,769
Same	18.29%	703
Unsure	26.33%	1,012
Prefer not to say	0.57%	22
TOTAL		3,844

Q13 If there was an election held today, would you vote?

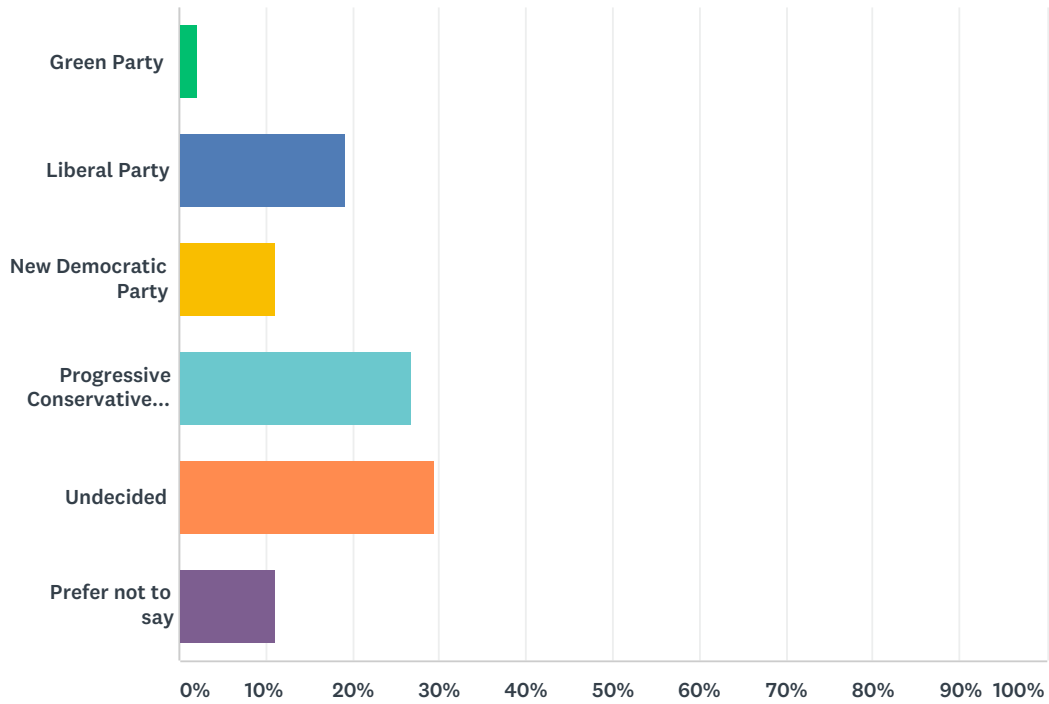
Answered: 3,839 Skipped: 45



ANSWER CHOICES	RESPONSES	
Yes	92.89%	3,566
No	0.73%	28
Undecided	5.55%	213
Prefer not to say	0.83%	32
TOTAL		3,839

Q14 If there was an election held today, which party would you vote for?

Answered: 3,839 Skipped: 45



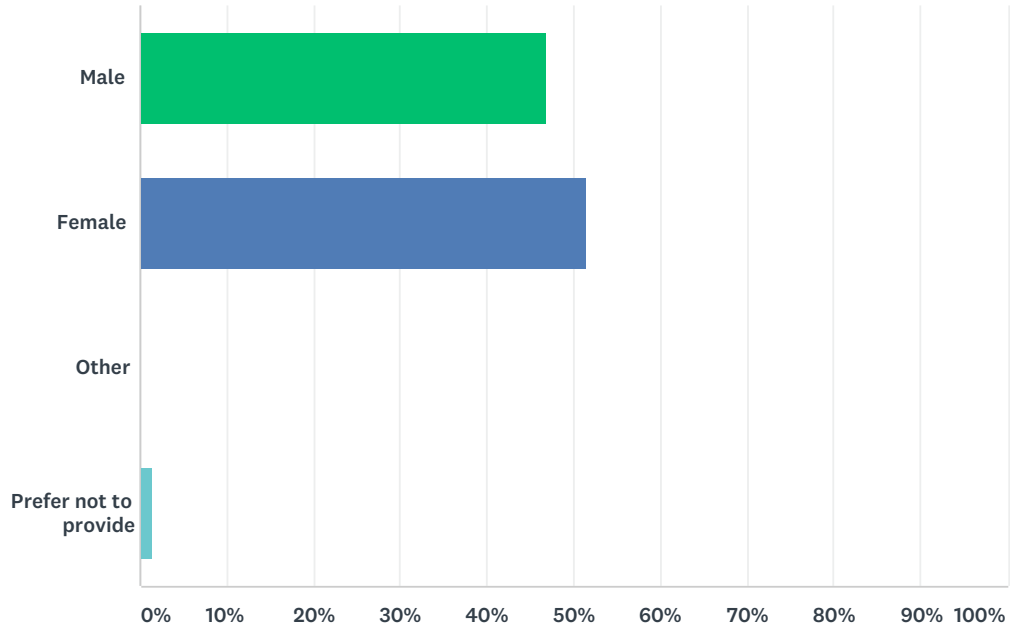
ANSWER CHOICES	RESPONSES	
Green Party	2.06%	79
Liberal Party	19.33%	742
New Democratic Party	11.10%	426
Progressive Conservative Party	26.80%	1,029
Undecided	29.59%	1,136
Prefer not to say	11.12%	427
TOTAL		3,839

Q15 Please enter your full postal code (example: A1A 1A1)NOTE: CARP's polls are not in any way connected to any data which personally identifies you. In this poll we ask for your postal code because that's the easiest way for us to determine your electoral riding.We want to let all candidates know about the issues that are most important to the constituents in their riding.

Answered: 3,712 Skipped: 172

Q16 What do you identify as?

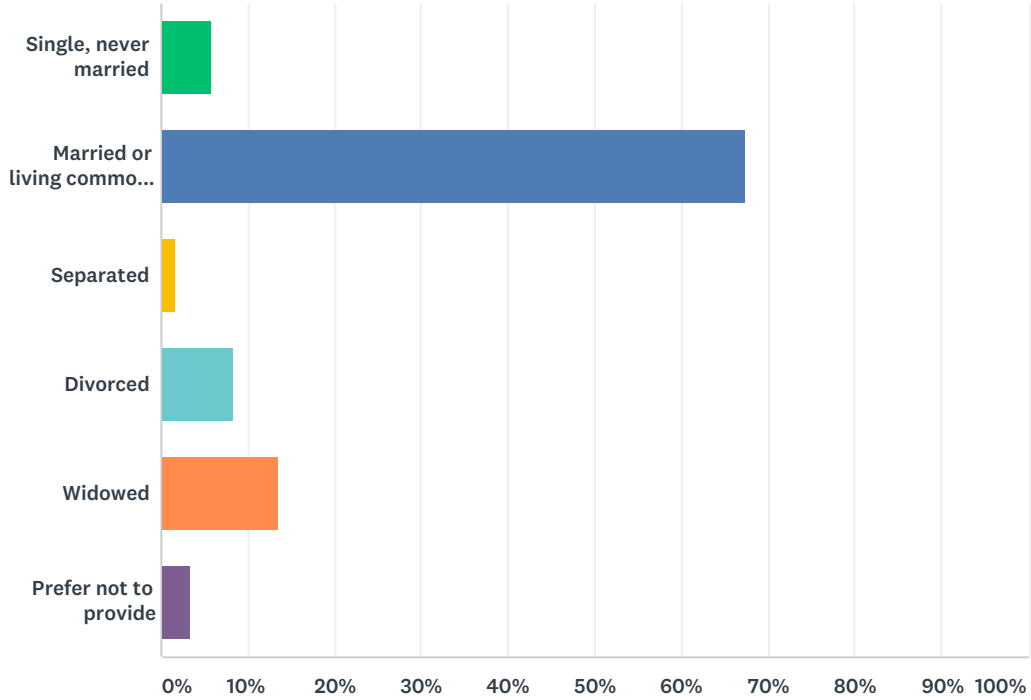
Answered: 3,796 Skipped: 88



ANSWER CHOICES	RESPONSES	
Male	46.94%	1,782
Female	51.40%	1,951
Other	0.11%	4
Prefer not to provide	1.55%	59
TOTAL		3,796

Q17 Please tell us about your marital status.

Answered: 3,796 Skipped: 88



ANSWER CHOICES	RESPONSES	
Single, never married	5.77%	219
Married or living common law	67.28%	2,554
Separated	1.69%	64
Divorced	8.30%	315
Widowed	13.57%	515
Prefer not to provide	3.40%	129
TOTAL		3,796

**Q18 What year were you born? Please enter all four digits; for example
1949.**

Answered: 3,710 Skipped: 174

Q19 Please Provide Any Additional FeedbackIn the past, members have emailed us with their feedback on the survey. We always appreciate your feedback, so we added this one last question at the end of the survey to make it as easy as possible for you to send us your feedback. Please note, however, that since your contact information is not associated with your particular survey responses, it is not possible for us to respond directly to any questions you enter in the space below. Therefore, if you would like to get a response back from us, it is still best to contact us by email.

Answered: 839 Skipped: 3,045