

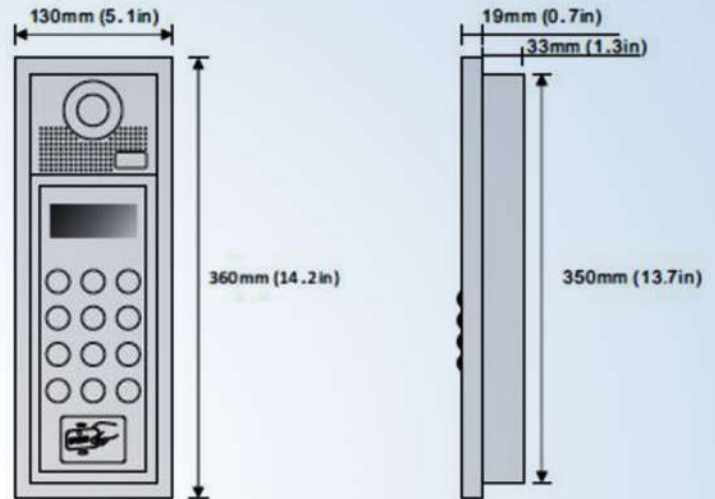
Product Information



CAT5 Door Station
Model: BE-D628S



DIMENSION



SPECIFICATIONS

Model No.	BE-D628S HD
Camera	camera 1.0MP
Lens	3.6mm
Resolution	700 TV Lines
IR LED	6 pc
Power Supply	DC 12V
Power Consumption	Standby 1W, working status 5W
Wiring	CAT5 cable
Installation	Flush-mounted
Talking time	45 sec
Monitoring time	30 sec
Operating Temperature	-10° C +60° C
Gross weight	1.8kg
Dimension	360(H)×130(W)×52(D)mm 14.2 (H)×5.1 (W)×2.0(D)in
Embedded Dimension	350(H)×110(W)×33(D)mm 13.8 (H)×4.3 (W)×1.3(D)in

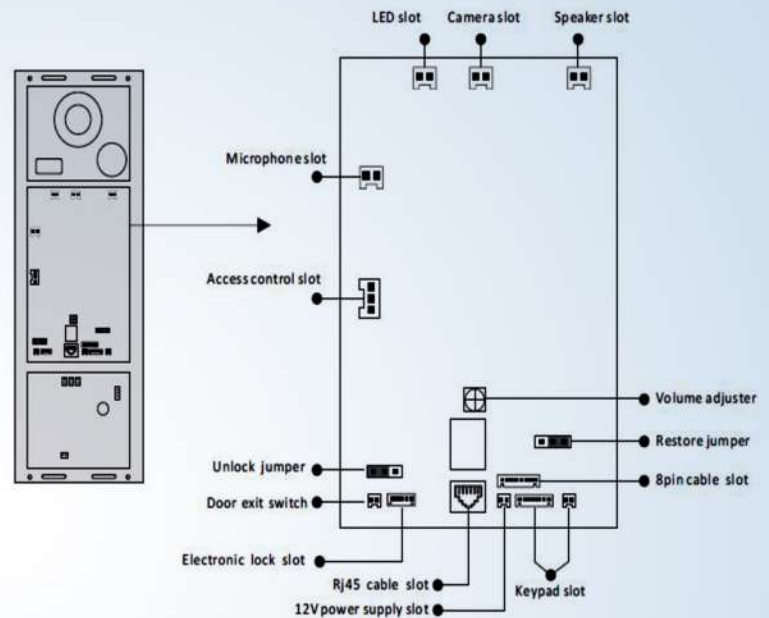
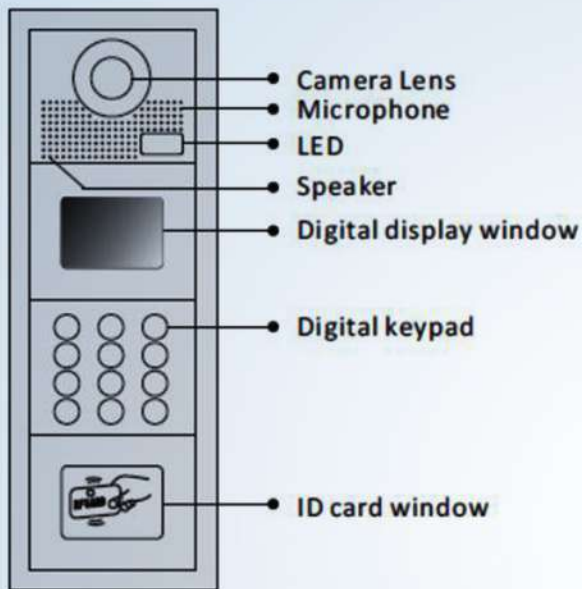
DESCRIPTION

CAT5 system color HD camera outdoor station with proximity access control and touch sensor keypad

FEATURES

- Aluminum alloy panel design with touch sensor keypad
- Proximity access control
- Powerful password access control
- Camera's angle is adjustable
- Multi entry stations are supported
- Compatible with all C5 system models

PARTS AND FUNCTIONS



INSTALLATION

