

SUCSES PEEL

CELL ACTIVATOR THAT RESTORES YOUTH TO THE SKIN



SUCSES PEEL

Composition: 10% Azelaic acid, 7% Succinic acid, 7% Citric acid, 1.9% Tranexamic acid.

SUCSES PEEL PLUS

Composition: 9% Succinic acid, 7% Lactic acid, 5% Pyruvic acid, 5% Mandelic acid, 1.9% Tranexamic acid.

SUCSES MIST NANO ADDITIVE

Composition: Liposomal formulation with growth factors, Azelaic acid, Hyaluronic acid (LMW), Succinic acid, Retinal.

SUCSES PEEL SEALING GEL

Composition: Liposomal formulation with Azelaic acid, Succinic acid, Tranexamic acid and Alpha hydroxy acids.

SUCSES POST-TREATMENT CREAM

Composition: Liposomal formulation with Shea butter, ATP, Succinic acid, Ceramides, Cholesterol, Ribose, Lactoferrin, and Curcumin.

APPLICATION PROTOCOL

- 1 Cleanse the skin with SENSYSES Liposomal cleanser and degrease the area to be treated with a degreasing solution.
- 2 Protect any sensitive area with SILKSES Moisturizing skin protector (lips and nasal wings).
- 3 Apply 2-3 coats of SUCSES PEEL Solution and massage the treated area before each new application, until a slight white mask appears on the skin.
- 4 Apply 1-2 coats of SUCSES PEEL PLUS Solution and massage the treated area before each new application. *(This step improves the effectiveness of the peel).*
- 5 Apply 1 coat (10 spray applications) of SUCSES MIST Nano additive and massage the treated area until complete absorption.
- 6 Seal the treatment by applying 1 coat of SUCSES PEEL Sealing gel. Do not remove. Allow to act for 6-8 hours. Afterwards, patients should cleanse their face with water and gentle soap.
- 7 Hand the patient SUCSES Post-treatment cream, to use at home.

We recommend performing cycles of 4-6 treatments every 20-30 days.

BIBLIOGRAPHY

1. In vitro assessment of the proliferatint effects in Young and senescent human dermal fibroblasts. Bionos 2019.
2. In vitro assessment of the whitening effects of glicosomas_succinic after treatment in normal human epidermal melanocytes. Bionos 2019.
3. Susan Giorgi-Coll, Ana I. Amaral, Peter J. A. Hutchinson, Mark R. Kotter & Kerl L. H. Carpenter. Succinate supplementation improves metabolic performance of mixed glial cell cultures with mitochondrial dysfunction. Scientific Reports | 7: 1003 | DOI:10.1038/s41598-017-01149-w.
4. Lawrence Theunissen, Francois Courbes. Succinic acid: a promising multi-functional ingredient for cosmetic and personal-care applications. H&PC Today - Household and Personal Care Today - vol. 13(2) March/April 2018.
5. Yanhan Wang, Sherwin Kuo, Muya Shu, Jinghua Yu, Stephen Huang, Ashley Dai, Aimee Two, Richard L. Gallo, and Chun-Ming Huang. Staphylococcus epidermidis in the human skin microbiome mediates fermentation to inhibit the growth of Propionibacterium acnes: Implications of probiotics in acne vulgaris. Appl Microbiol Biotechnol. 2014 January ; 98(1): 411-424. doi:10.1007/s00253-013-5394-8.
6. Yuan C, et al. Tranexamic acid accelerates skin barrier recovery and upregulates occluding in damaged skin. Int J Dermatol. Vol 53(8):959-65. 2014.
7. Kowalczyk A, et al. The role of endothelin-1 and endothelin receptor antagonists in inflammatory response and sepsis. Arch Immunol Ther Exp. 63(1):41-52. 2015.
8. Sharquie KE et al. Lactic acid as a new therapeutic peeling agent in melasma. Dermatol Surg. 2005; 31(2): 149-54.
9. Sharquie KE et al. Lactic acid chemical peels as a new therapeutic modality in melasma in comparison to Jessner's solution chemical peels. Dermatol Surg. 2006; 32 (12): 1429-3.
10. Wang J, Ma W, Guo Q, Li Y, Hu Z, Zhu Z, Wang X, Zhao Y, Chai X, Tu P. The effect of dual-functional hyaluronic acid-vitamin E succinate micelles on targeting delivery of doxorubicin. International Journal of Nanomedicine 2016;11 5851-5870.

SUCSES PEEL

Cell activator that restores youth to the skin

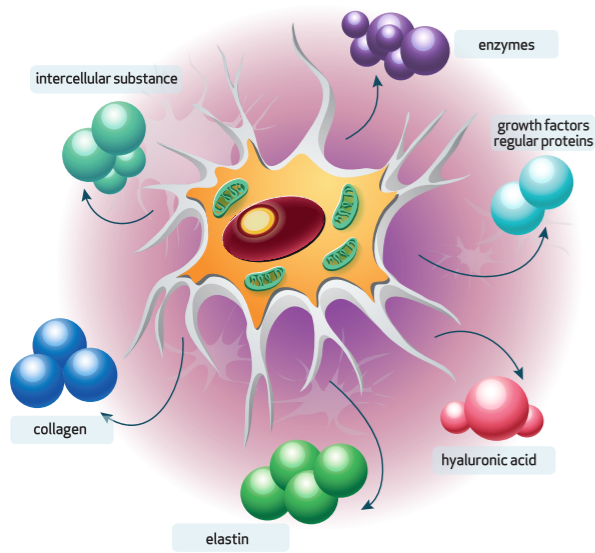


WITH LIPOSOMAL SUCCINIC ACID, WHICH REJUVENATES SENESCENT FIBROBLASTS AND INHIBITS MELANIN PRODUCTION



SENESCENT FIBROBLASTS

A senescent fibroblast is a fibroblast in an advanced stage of life, which presents loss of functions:



- Low capacity of fibre synthesis: collagen, elastin.
- Reduced amorphous substance in the EC matrix: HA, PGs.
- Loses its regulation and communication ability.
- “Down-regulation” of growth factors: TGFβ2 and EGF.

LIPOSOMAL ACTIVE INGREDIENTS: synergy that acts on all signs of aging



Thanks to Nanotechnology, the active ingredients included in **SUCSES PEEL SYSTEM** are directly carried to fibroblasts and melanocytes, thus guaranteeing the required level of penetration and effectiveness.

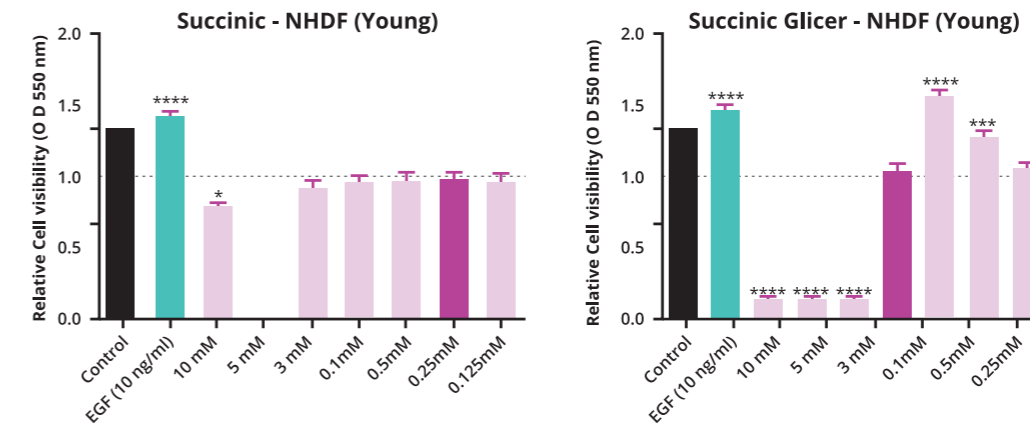
Succinic acid	Azelaic acid	Tranexamic acid	Alpha hydroxy acids and Retinol	Hyaluronic acid (LMW)	Growth factors
<ul style="list-style-type: none"> • Stimulates the production of ATP. Activates cellular metabolism. • Blocks the action of free radicals, protecting cell from oxidative damage. 	<ul style="list-style-type: none"> • Inhibits tyrosinase activity and regulates the hyperactivity of melanocytes. • Inhibits the activity of 5α-reductase thus regulating sebum production. 	<ul style="list-style-type: none"> • Reduces the expression of Endothelin 1. • Repairs the skin's barrier function and prevents the abnormal proliferation of keratinocytes. • Reduces levels of free arachidonic acid and the ability to produce PGs. 	<ul style="list-style-type: none"> • Stimulate keratinocyte turnover (exfoliation). • Stimulate the synthesis of collagen and elastin. • Regulate sebum secretion. • Control the activity of damaged keratinocytes (Retinol). 	<ul style="list-style-type: none"> • Stimulates the formation of new endogenous hyaluronic acid. • Inhibits MMP improving the condition of EC. • Reduces oxidative stress. 	<ul style="list-style-type: none"> • TGF-BETA2 and BETA3: Regeneration of dermal matrix. / Strengthen support tissues. • EGF: Stimulate cell growth, proliferation and differentiation (collagen, elastin, fibronectin). • HGH: Inhibit the formation of melanin. / Even out the skin tone.

The sebum-regulating, soothing, and keratolytic properties of **SUCSES PEEL SYSTEM** help improve the signs of oily, acne-prone skin.

PROVEN EFFECTIVENESS AND RESULTS IN FIBROBLASTS

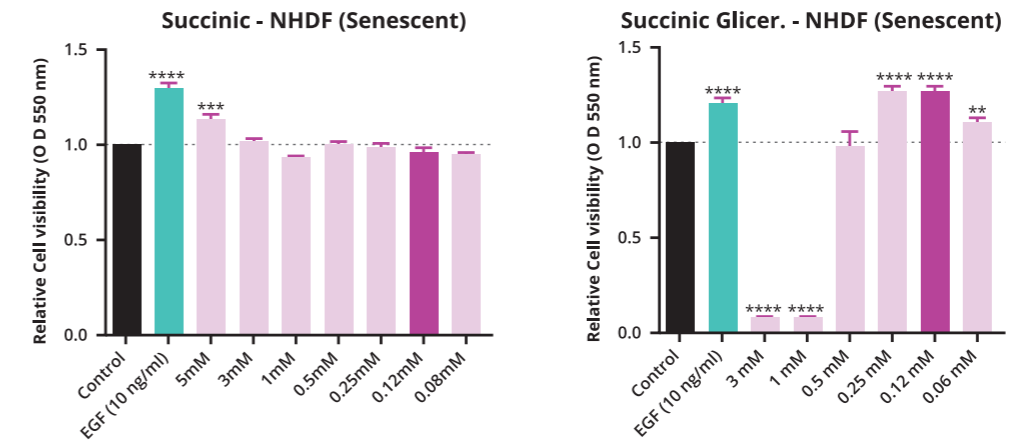
Increased cellular proliferation, improved effectiveness of glycosome-encapsulated succinic acid versus free succinic acid.

SUCCINIC ACID IN YOUNG FIBROBLASTS



+55.5%
compared to control group
Succinic Glycer

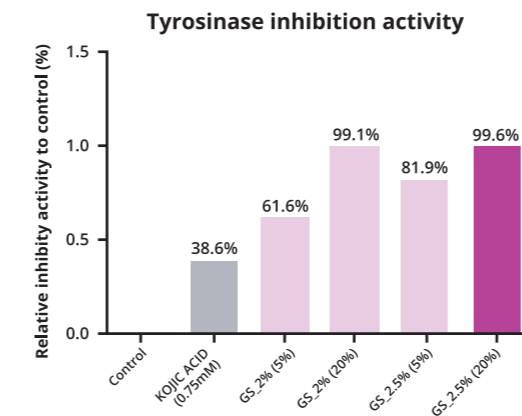
SUCCINIC ACID IN SENESCENT FIBROBLASTS



+27.4%
compared to control group
Succinic Glycer

PROVEN EFFECTIVENESS AND RESULTS IN MELANOCYTES

Inhibition of tyrosinase activity, improved effectiveness of glycosome-encapsulated succinic acid compared to positive control (kojic acid).



Tyrosinase inhibition through the **chelating action of copper**
Action mechanism similar to hydroquinone, niacinamide and kojic acid.

+99.6%
inhibition compared to control group