



Mini Flow

Alfa Laval SB Mini Flow Valve

Concept
The valve program, which comprises of angle and change over valves, is designed for working in a gas and liquid environment, where shut off and change-over functions are required under sanitary conditions.

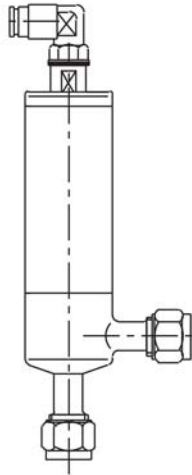
Working principle
The valves are in pneumatic or manual execution.

Standard design
The valves are supplied with threaded pipe couplings for 6/8 mm pipe.

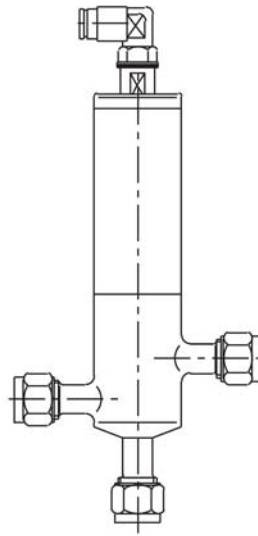


TECHNICAL DATA
Max. product pressure: 6 bar
Process air pressure: 6 - 8 bar

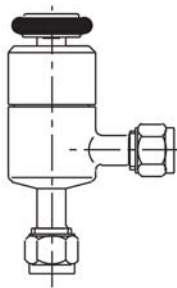
PHYSICAL DATA
Material Specifications
Product wetted steel surfaces: .EN 1.4404 (AISI 316L)
Product wetted seals:EPDM
Product wetted polymers:PTFE



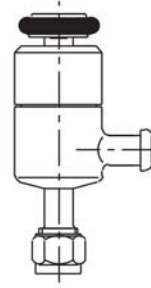
Pneumatic angle valve



Pneumatic 2-way valve



Drain valve with fittings



Drain valve with fittings/clip-on