

# GP SERIES


## MODELS GP11, GP22, GP32

### The GP Series

Corrosion resistant centrifugal pumps are available with a wide selection of mechanical seals. Seals are externally mounted eliminating the need for exotic, expensive materials. All wetted components are non-metallic. These value packed industrial pumps provide reliable service in corrosive environments and are suitable for a broad range of chemicals.

### Features

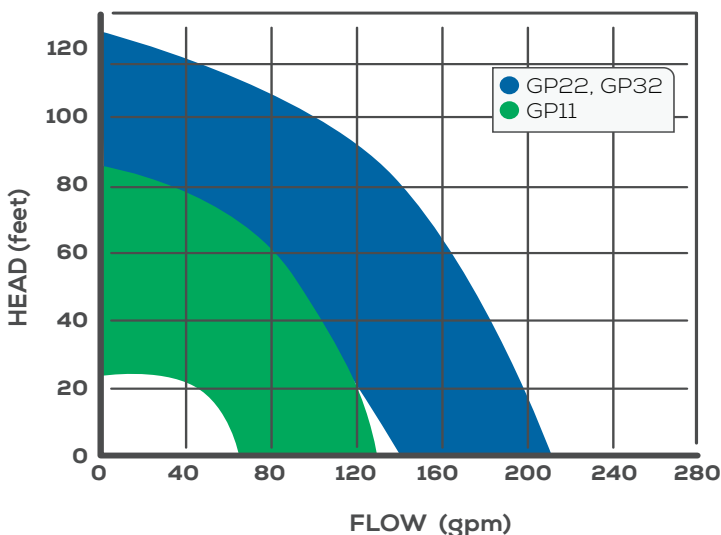
- Mechanical seal horizontal centrifugal pump
- GF Polypropylene or CF PVDF construction
- NPT, BSP, or flanged connections
- Accepts standard NEMA or IEC motor frames
- Up to 7 1/2 Hp (3.0 kW) motors
- Back pull-out feature enables fast access for maintenance
- Close coupled or pedestal mounted
- Bellows, multi-spring or double seals
- Carbon, FKM or ceramic standard seal materials
- FKM or EPDM o-rings standard
- Over 1.8 specific gravity with no impeller trimming
- Port sizes: 1.5" x 1.5", 2" x 2", 3" x 2"
- Maximum temperature:
  - Polypropylene - 180°F (82°C)
  - PVDF - 220°F (104°C)
- Maximum working pressure:
  - 35 psi / 2.4 Bar (GP11)
  - 55 psi / 3.8 Bar (GP22/32)



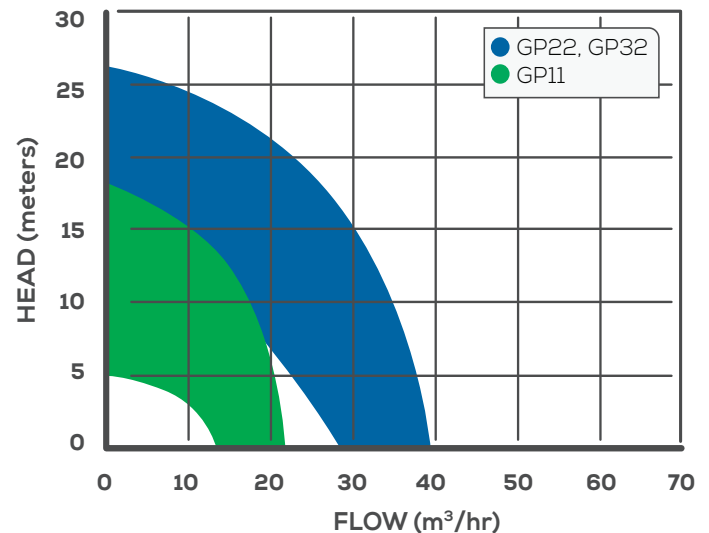
### Typical Applications

- Chemical processing, spraying, transfer
- Plating recirculation/filtration, PCB etching/rinse
- Mild corrosive or low budget applications where periodic seal replacement is not an issue

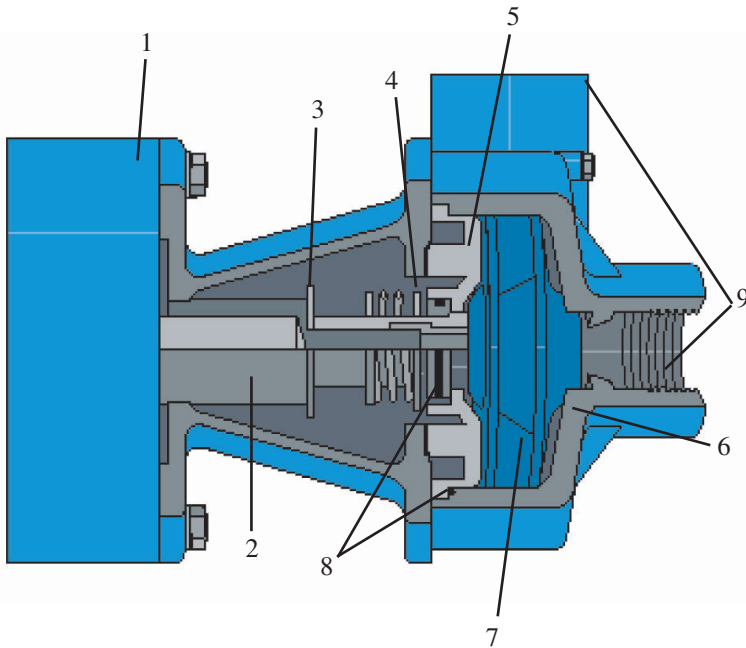
60 Hz, 3450 rpm



50 Hz, 2900 rpm




## GP Series Components



1. Motor - pump couples to NEMA or IEC frames
2. Shaft Adapter - Stainless Steel
3. Slinger Ring
4. Seal Assembly - Carbon, Ceramic, FKM
5. Housing Cover - Polypropylene or PVDF
6. Housing - Polypropylene or PVDF
7. Impeller - PVDF
8. O-ring - FKM or EPDM
9. Connections - Threaded - GP11 & GP22  
Flanged - GP32

## GP Series Parts & Accessories



**A** Externally Mounted Seals - Bellows, multi-spring and double type seals are available in various material combinations. Double seals enable the pump to handle abrasive liquids, light slurries, plating solutions and cleaning solutions.

**B** PVDF Impellers (standard) - GP11 closed style/ GP22/32 semi-open

**C** GP11 Housing Cover - Polypropylene or PVDF

**D** GP22 Housing Cover - Polypropylene or PVDF

Pedestal Mount (not shown) - GP11 only - allows use with electric AC or DC motors, air motors, or pulley drive.

Cooling Collar (not shown) - Protects bellows and multi-spring seals from run dry damage. Allows flushing of the seal face when pumping liquids which could crystallize.