

CALL TOLL FREE 877-742-2878 FOR SALES AND SUPPORT.
CLICK [HERE](#) TO RETURN TO WEBSITE.

PORTABLE FLUID TRANSFER SOLUTIONS DRUM/BARREL PUMPS



FINISH THOMPSON INC.

finishthompson.com

PUMPING SOLUTIONS **AROUND THE WORLD**

PF SERIES PUMP TUBES

Sealless, High Performance

Unique double suction impeller provides high flow and high head. Sealless design improves reliability. Model PFS offers FDA-compliant material and ATEX certified options.

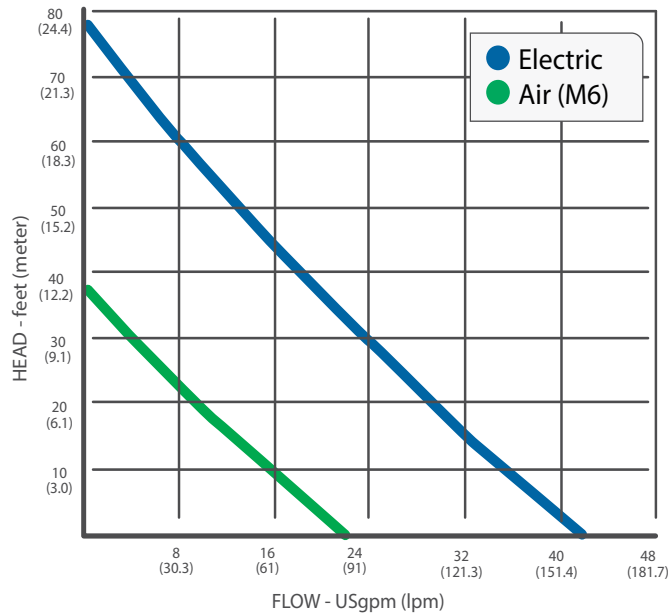


APPLICATIONS

Acids, bases, solvents¹, flammables¹, water treatment chemicals, cleaners, plating solutions, kidney dialysis solutions, sanitary, diesel exhaust fluid (DEF)/AdBlue

PF SERIES SPECIFICATIONS

- Maximum flow*: up to 40 gpm (151 lpm)
- Maximum head*: up to 80 ft (24 m)
- Maximum temperature:
 - Polypropylene 160° F (71°C)
 - PVDF** 120° F (49°C)
 - 316SS 220° F (105°C)
- Maximum specific gravity: 1.8
- Maximum viscosity: up to 2,000 cP with electric motor up to 330 cP with air motor
- 2 in (5.1 cm) tube diameter
- 1 in (2.5 cm) discharge
- Pat. US D658, 274S; Pat. ZL 201130042124.3; OHIM Pat. 001839002-0003



See **MOTOR DATA** pages for applicable motor models.

¹When pumping flammables or combustibles, use explosion proof electric or air drive motors on stainless steel tubes with static protection kit.

*All testing performed with water at 68° F (20° C) in a full container with the discharge barb at maximum opening. Actual performance may vary by +/- 10%.

**PFV-72 = 115° F (46° C) maximum temperature

Actual performance will decrease with increased fluid viscosity and specific gravity.

PFM/PFP

PFV

PFS



TUBE LENGTHS

27" (69cm), 40" (102cm), 48" (122cm), 60" (152cm), 72" (183cm)



DOUBLE-SUCTION CENTRIFUGAL IMPELLER

Double suction impeller provides both high flow rates and high discharge pressure.

THREADED FOOT

Heavy duty threaded foot prevents breakage.



| PUMP MODEL | CONSTRUCTION MATERIALS | |
|------------|------------------------|--------------------------------|
| | OUTER TUBE | INTERNALS |
| PFM | Polypropylene | 316SS, PP, FKM, PVDF, PTFE |
| PFP | Polypropylene | Alloy 625, PP, FKM, PVDF, PTFE |
| PFV | PVDF | Alloy 625, FKM, PVDF . PTFE |
| PFS | 316SS | 316SS, FKM, ETFE, PTFE |

EF SERIES PUMP TUBES

Sealless, Best Value

This pump provides an economical choice for light duty transfer. Ideal replacement for hand pumps. ATEX certified options available.




APPLICATIONS

Light acids and bases, solvents†, flammables†, plating solutions, sodium hypochlorite, cleaners, coolants, diesel exhaust fluid (DEF)/AdBlue

EF SERIES SPECIFICATIONS

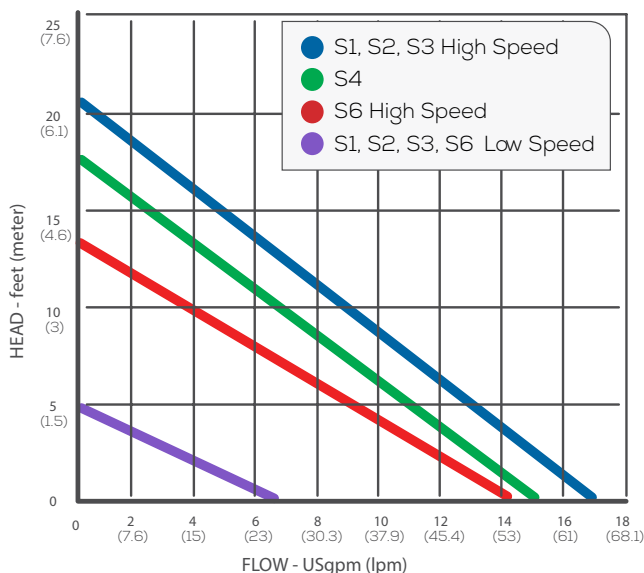
- Maximum flow*: up to 17 gpm (64.4 lpm)
- Maximum head*: up to 20 ft (6.1 m)
- Maximum temperature:
 - Polypropylene 150° F (66° C)
 - PVDF 160° F (71° C)
 - 316SS 212° F (100° C)
- Maximum** specific gravity: 1.6
- Maximum** viscosity: 300 cP with electric/air motor
100 cP with 12V motor
- 1-1/4 in (3.2 cm) tube diameter (EFP, EFS)
1-5/16 in (3.3 cm) tube diameter (EFV)
- 3/4 in (1.9 cm) discharge
- Pat. US D658,273 S; Pat. US D657,849 S; Pat. ZL 201130042121.X; Pat. ZL 201130042107.X; OHIM Pat. 001839002-0002; OHIM Pat.001839002-0001



TUBE LENGTHS

EFP/EFV: 16" (41cm), 27" (69cm), 40" (102cm), 48" (122cm), 54" (137 cm)

EFS: 16" (41cm), 27" (69cm), 40" (102cm), 48" (122cm)



See **MOTOR DATA** pages for applicable motor models.

†When pumping flammables or combustibles, use air drive motors on stainless steel tubes with static protection kit.

*All testing performed with water at 68°F (20°C). Actual performance can vary by +/- 10%. Actual performance will decrease with increased fluid viscosity and specific gravity.

**Maximum specific gravity is dependent on fluid viscosity; maximum fluid viscosity is dependent upon specific gravity.



AXIAL FLOW IMPELLER

Designed to produce higher flow rates.

BUILT-IN STRAINER

Prevents solids from entering the tube and damaging the pump.



| PUMP MODEL | CONSTRUCTION MATERIALS | |
|------------|------------------------|--------------------------------|
| | OUTER TUBE | INTERNALS |
| EFP | Polypropylene | 316SS, FKM, PTFE, PP |
| EFV | Pure PP/PVDF | Alloy 625, FKM, PTFE, ETFE, PP |
| EFS | 316SS | 316SS, FKM, PTFE, ETFE |

TT SERIES PUMP TUBES

Sealed, Medium Viscosity/Flow

Sealed pump with PTFE screw-type lifting compressors. Ideal for liquids containing small particulate or solvents. Model STTS constructed of FDA-compliant materials.

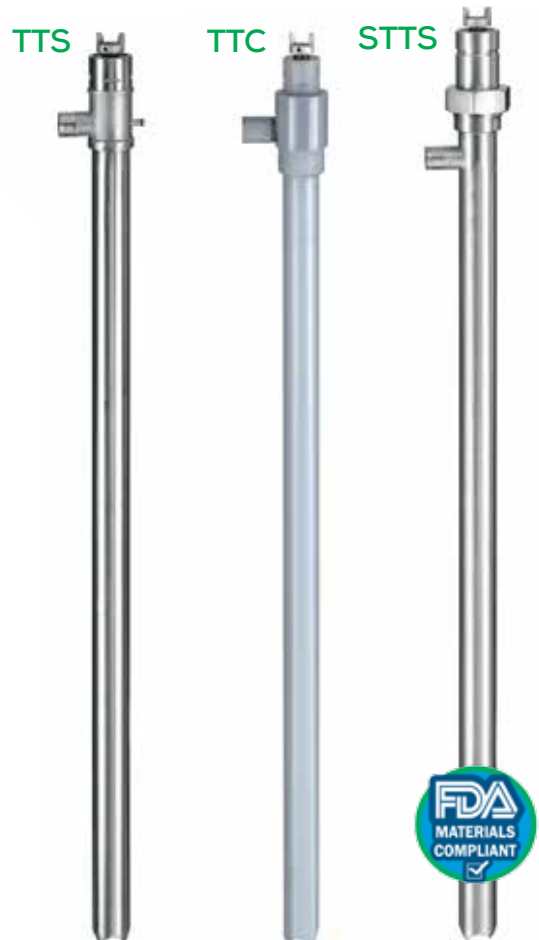


APPLICATIONS

Inks, paints, solvents†, sanitary, sodium hypochlorite, food products


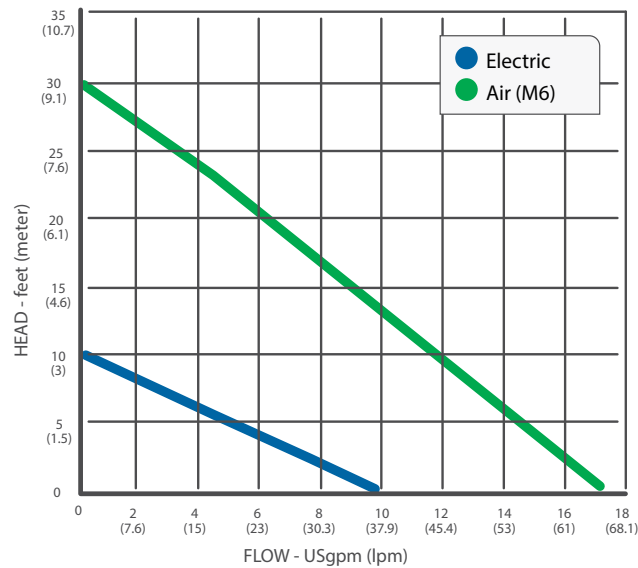
TT SERIES SPECIFICATIONS

- Maximum flow*: up to 16 gpm (61 lpm)
- Maximum head*: up to 30 ft (9 m)
- Maximum temperature: 150° F (66° C)
- Maximum specific gravity: 1.8
- Maximum viscosity: up to 500 cP with electric motor
up to 2,000 cP with air motor
- 1-1/2 in (3.8 cm) tube diameter (TTS, STTS)
1-5/8 in (4.1 cm) tube diameter (TTC)
- 1 in (2.5 cm) discharge



TUBE LENGTHS

TTC, TTS - 27" (69cm), 40" (102cm), 48" (122cm)
STTS - 40" (102cm)



SCREW-TYPE LIFTING COMPRESSOR

Designed to allow passage of small solids.



BOTTOM BEARING/STRAINER

PTFE bottom bearing/strainer prevents potentially damaging large solids from entering the pump.

See **MOTOR DATA** pages for applicable motor models.

†When pumping flammables or combustibles, use explosion proof electric or air drive motors on stainless steel tubes with static protection kit.

*All testing performed with water at 68°F (20°C). Actual performance can vary by +/- 10%. Actual performance will decrease with increased fluid viscosity and specific gravity.

| PUMP MODEL | CONSTRUCTION MATERIALS | |
|------------|------------------------|-----------------|
| | OUTER TUBE | INTERNALS |
| TTS | 316SS | 316SS, PTFE |
| TTC | CPVC | Alloy 625, PTFE |
| STTS | 316SS | 316SS, PTFE |

BT/HVDP PUMP TUBES

High Viscosity/High Head

BT Series - High viscosity sealed design with PTFE screw-type lifting compressors for liquids up to 15,000 cP

HVDP Series - Progressive cavity, positive displacement, mechanically sealed pump for high viscosity liquids up to 20,000 cP (HR model - pictured) or 100,000 cP (LR model). FDA-compliant material options.




APPLICATIONS

Oils, resins, solvents†, waxes, adhesives, gear lube, glycerin, silicone, lotions, polymers, honey, juice concentrate, hair and bath gel, corn syrup, etc.

BT & HVDP SERIES SPECIFICATIONS

- Maximum flow*: up to 10 gpm (38 lpm)
- Maximum head*:
 - BTS 200 ft (61 m)
 - HVDP over 300 ft (91 m)
- Maximum temperature:
 - BTS 200° F (93° C)
 - HVDP 180° F (82° C)
- Maximum specific gravity: 1.8
- Maximum viscosity:
 - BTS 15,000 cP
 - HVDP-HR 20,000 cP
 - HVDP-LR 100,000 cP
- 2 in (5.1 cm) tube diameter
- BTS discharge: 1-1/2 in (3.8 cm)
- HVDP discharge: 1-1/2 in (3.8 cm) or 2 in (5 cm)

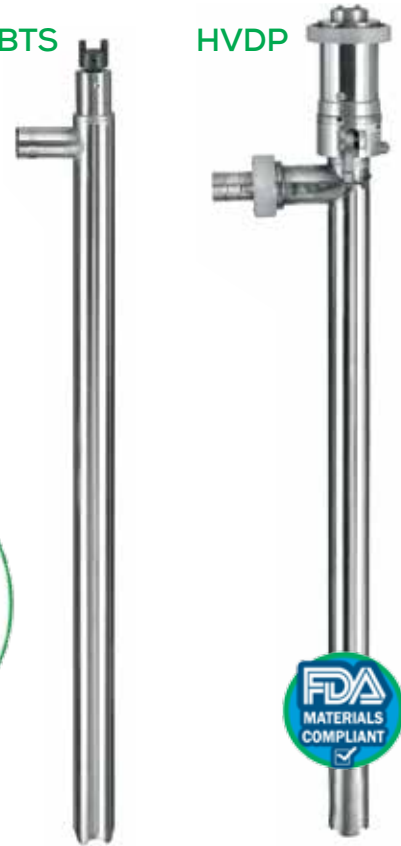
BT SCREW-TYPE LIFTING COMPRESSOR
Designed to allow passage of small solids.



HVDP PROGRESSIVE CAVITY POSITIVE DISPLACEMENT
Designed for high viscosities.

BTS

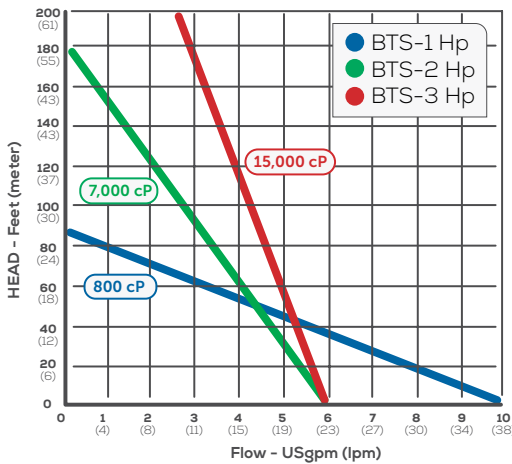
HVDP



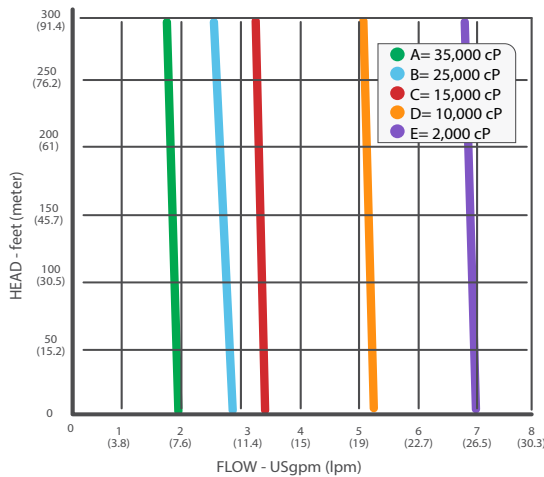
TUBE LENGTHS

BTS: 40"(102cm)
HVDP: 27"(69cm), 40"(102cm), 48"(122cm)

BTS FLOW DATA



HVDP FLOW DATA



UNIQUE CAMLOCK FEATURE
For quick disassembly of the HVDP.

See **MOTOR DATA** pages for applicable motor models.

†When pumping flammables or combustibles, use explosion proof electric or air drive motors on stainless steel tubes with static protection kit.

*Actual performance can vary by +/- 10%. Actual performance will decrease with increased fluid viscosity and specific gravity.

| PUMP MODEL | CONSTRUCTION MATERIALS | |
|------------|------------------------|--------------------------|
| | OUTER TUBE | INTERNALS |
| BTS | 316SS | PTFE, 316SS |
| HVDP | 316SS | 316SS, Buna N, FKM, PTFE |

TB SERIES PUMP TUBES

Sealed, Lightweight Economy Drum Pump

Lightweight pumps suitable for low to medium viscosity mild corrosives, solvents, and chemicals. Fits smaller bung openings.

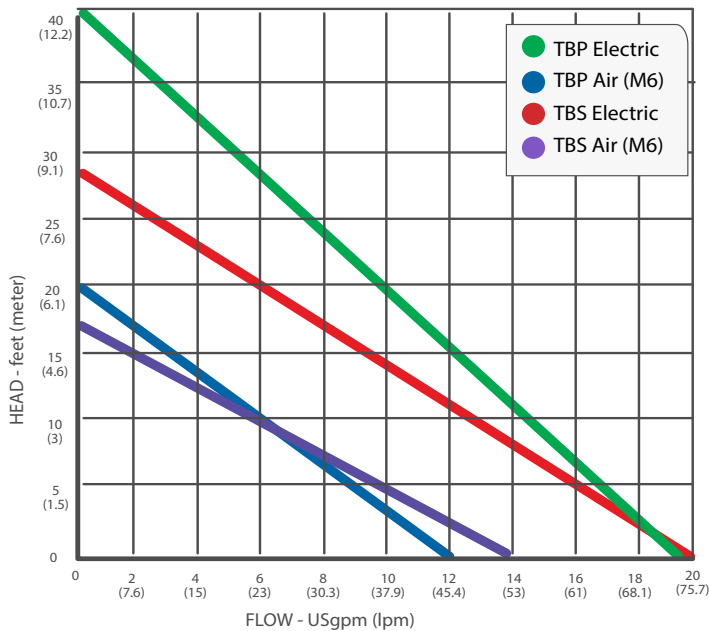


APPLICATIONS

Acids, bases, solvents†, water treatment chemicals, bleach, swimming pool chemicals, cleaners

TB SERIES SPECIFICATIONS

- Maximum flow*: up to 20 gpm (75.7 lpm)
- Maximum head*:
 - TBS 28ft (8.53 m)
 - TBP 39.5 (12 m)
- Maximum temperature: 150° F (66° C)
- Maximum specific gravity: 1.4
- Maximum viscosity: 200 cP
- 1-1/2 in (3.8 cm) tube diameter (TBS)
- 1-21/32 in (4.1 cm) tube diameter (TBP)
- 1 in (2.5 cm) discharge



See **MOTOR DATA** pages for applicable motor models.

†When pumping flammables or combustibles, use explosion proof electric or air drive motors on stainless steel tubes with static protection kit.

*All testing performed with water at 68°F (20°C). Actual performance can vary by +/- 10%. Actual performance will decrease with increased fluid viscosity and specific gravity.



TUBE LENGTHS

TBS - 40" (102cm)
TBP - 27" (69cm), 40" (102cm), 48" (122cm)



SCREW-TYPE LIFTING COMPRESSOR

Designed to allow passage of small solids.

VARIABLE ORIFICE

The TBP variable flow barb allows flow to be increased by removing steps on barb.



| PUMP MODEL | CONSTRUCTION MATERIALS | |
|------------|------------------------|----------------------------|
| | OUTER TUBE | INTERNALS |
| TBS | 316SS | 316SS, PTFE |
| TBP | Pure polypropylene | Pure PVDF, Alloy 625, PTFE |

TM SERIES PUMP MIXER

Sealed, Light/Medium Viscosity

Sealed mixer with 4-blade turbine mixing/blending capability. Ideal for mixing drums with settled materials.




APPLICATIONS

Dyes, inks, paints, stains, mild corrosives, solvents†, flammables†

TM SERIES SPECIFICATIONS

- Maximum circulation: 14 gpm (53 lpm)
- Maximum temperature: 200° F (93° C)
- Maximum specific gravity: 1.8
- Maximum viscosity: 1000 cP
- 2 in (5.1 cm) tube diameter
- 1 in (2.5 cm) discharge

- Fluid is pulled into the top of the mixer tube and is discharged under pressure out of the bottom in a continuous blending cycle.
- Top-to-bottom mixing action allows rapid suspension of settled solids.



TMS



TUBE LENGTHS

40" (102cm)



TURBINE

Provides high intensity mixing and suspension of settled solids.



See **MOTOR DATA** pages for applicable motor models.

†When pumping flammables or combustibles, use explosion proof electric or air drive motors on stainless steel tubes with static protection kit.

| PUMP MODEL | CONSTRUCTION MATERIALS | |
|------------|------------------------|-------------|
| | OUTER TUBE | INTERNALS |
| TMS | 316SS | 316SS, PTFE |

MOTOR DATA

For Drum/Barrel Pumps



M3V, M5V, M5V-US, M3V-UK



S1, S2, S3, S6



M3TV, M5TV, M7TV, M8TV



M15, M16, M17



M73, M74, M75, M76

ODP (OPEN DRIP PROOF), SPLASHPROOF, IP24 MOTORS

| MODEL | DESCRIPTION | CERTIFICATION | ELECTRICAL REQUIREMENTS | INPUT | OUTPUT | RPM | MAXIMUM VISCOSITY cP | PUMP SERIES |
|--------|---|---------------|-----------------------------|-------|--------|----------------|----------------------|-------------|
| | | | | W | W | | | |
| M3V | Quick connects to pump without tools. Downdraft cooling system and double wall housing. Continuous duty, variable speed. 12 ft. (3.5 m) cord and integral circuit breaker included. | CSA | 115VAC/50-60 Hz | 650 | 400 | 3,500-10,000 | 500 | PF, TB |
| M5V | | CE | 230VAC/50-60 Hz | 650 | 400 | 3,500-10,000 | 500 | PF, TB |
| M5V-US | | CE | 230VAC/50-60 Hz | 650 | 400 | 3,500-10,000 | 500 | PF, TB |
| M3V-UK | | CE | 115VAC/50-60 Hz | 650 | 400 | 3,500-10,000 | 500 | PF, TB |
| S1 | Ergonomic, lightweight design with downdraft cooling. Continuous duty, dual speed, double insulated. 12 ft. (3.5 m) cord and manual reset circuit breaker included. | CSA | 115VAC/60 Hz | 230 | 110 | 8,000 / 14,000 | 300 | EF |
| S2 | | CE | 230VAC/50-60 Hz | 230 | 110 | 8,000 / 14,000 | 300 | EF |
| S3 | | | 115VAC/50-60 Hz | 230 | 110 | 8,000 / 14,000 | 300 | EF |
| S6* | Lightweight, cordless, dual speed, built-in rechargeable li-ion battery, overload protection. Charging jack w/ flip cover. | CE | 12V (10.8V w/ work load) | 150 | 100 | 8,000/12,000 | 100 | EF |

TEFC (TOTALLY ENCLOSED FAN COOLED) MOTORS

| MODEL | DESCRIPTION | CERTIFICATION | ELECTRICAL REQUIREMENTS | INPUT | OUTPUT | RPM | MAXIMUM VISCOSITY cP | PUMP SERIES |
|-------|--|---|-------------------------|----------------|---------|----------|----------------------|-------------|
| | | | | W | W | | | |
| M3TV | IP55. 12 ft. (3.5 m) cord w/ plug, downdraft cooling, variable speed, solid state overload protection, zero voltage release. & quick connection to pump without tools. | CSA | 115VAC/60 Hz | 1000 | 680 | 0-12,000 | 2000 | PF, TB |
| M5TV | | CE | 230VAC/50-60 Hz | 1000 | 680 | 0-12,000 | 2000 | PF, TB |
| M7TV | | CSA | 115VAC/60 Hz | 450 | 250 | 0-6,000 | 500 | TT, TM |
| M8TV | | CE | 230VAC/50-60 Hz | 450 | 250 | 0-6,000 | 500 | TT, TM |
| M15 | IP54. A 12 ft. (3.5 m) cord is provided. | Independent Testing Laboratory Approval | 230/460V/60 Hz | Varies by mfg. | 0.75 kW | 3,450 | 800 | BT |
| M16 | | | 230/460V/60 Hz | | 1.5 kW | 1,725 | 7,000 | BT |
| M17 | | | 230/460V/60 Hz | | 2.2 kW | 1,725 | 15,000 | BT |
| M73 | IP55. 12 ft. (3.5 m) cord with plug. Single speed with manual circuit breaker. | CSA | 115V/1ph/60 Hz | 1000 W | 680 W | 12,000 | 10,000 | HVDP |
| M74 | | CE | 230V/1ph/50-60 Hz | 1000 W | 680 W | 12,000 | 10,000 | HVDP |
| M75 | IP55. 12 ft. (3.5 m) cord with plug. Variable speed, solid state overload protection, zero voltage release, downdraft cooling & quick connection to pump w/out tools. | CSA | 115V/1ph/60 Hz | 1000 W | 680 W | 0-12,000 | 20,000 | HVDP |
| M76 | | CE | 230V/1ph/50-60 Hz | 1000 W | 680 W | 0-12,000 | 20,000 | HVDP |

*U.S. Patent No. 9,273,697

Note: Maximum viscosity can vary by pump series.

Use the handy online Pump Selector at www.finishthompson.com for help choosing a pump.



MOTOR DATA

For Drum/Barrel Pumps



M3XV, M5XV, MX7V, M8XV



M6, M6X



M18, M19, M20



M65, M66



S4

EXPLOSION PROOF MOTORS

| MODEL | DESCRIPTION | CERTIFICATION | ELECTRICAL REQUIREMENTS | INPUT | OUTPUT | RPM | MAXIMUM VISCOSITY cP | PUMP SERIES |
|-------|--|---------------------------------------|-------------------------|-------|--------|----------|----------------------|-------------|
| | | | | W | W | | | |
| M3XV | Continuous duty, IP55. 12 ft. (3.5 m) cord. M3XV & M5XV sold with plug. M7XV & M8XV sold without plug. Variable speed, solid state overload protection, zero voltage release, down-draft cooling & quick connection to pump w/out tools. | CSA | 115VAC/60 Hz | 1000 | 680 | 0-12,000 | 2000 | PF |
| M7XV | | CSA | 115VAC/60 Hz | 450 | 250 | 0-6,000 | 500 | TT, TM |
| M5XV | | CE/ATEX Ex II 2G Ex d ib IIB T5 Gb | 230VAC/50-60 Hz | 1000 | 680 | 0-12,000 | 2000 | PF |
| M8XV | | CE/ATEX Ex II 2G Ex d ib IIB T5 Gb | 230VAC/50-60 Hz | 450 | 250 | 0-6,000 | 500 | TT, TM |

AIR MOTORS *

| MODEL | DESCRIPTION | CERTIFICATION | AIR REQUIREMENTS | OUTPUT | RPM | MAXIMUM VISCOSITY cP | PUMP SERIES |
|----------|---|---|-----------------------|--------|-------------|----------------------|----------------|
| | | | | W | | | |
| M6/M6A | Lightweight, easy to handle yet powerful. Operates from customer-supplied compressed air source. Variable speed via supplied control valve. Motors are provided with muffler and control valve. | CE/ATEX Ex II 2 GDc T4+1CTa+40C† | 80-100 psi @15-32 cfm | 400 | 300-9,000 | 1,500‡ | PF, TT, TB |
| M6X/M6XA | | CE/ATEX Ex II 2 GDc T4+1CTa+40C† | 80-100 psi @15-32 cfm | 600 | 300-6,000 | 2,000‡ | PF, TT, TB, TM |
| M18 | | CE | 100 psi @ 40-70 cfm | 750 | 300-3,000 | 800 | BT |
| M19 | | | 100 psi @ 80-120 cfm | 1500 | 300-3,000 | 7,000 | BT |
| M20 | | | 100 psi @ 120-170 cfm | 2200 | 300-2,500 | 15,000 | BT |
| M65 | | CE | 100 psi @ 25 cfm | 560 | 300-3,000 | 15,000 | HVDP |
| M66 | | | 100 psi @ 70 cfm | 1000 | 300-3,000 | 100,000 | HVDP |
| S4/S4A | | CE/ CE/ATEX EX II 2 GDc T4+1C<Ta<+40C† | 40 psi @ 27 cfm | 400 | 300 -11,000 | 300 | EF |

*An air motor is a non-electrical device which means the possibility of explosion from igniting flammables or combustibles is reduced.
 ‡M6A/M6XA/S4A motor models only are ATEX certified. M6/M6X/S4 models are CE certified. Maximum viscosity for PF Series is 330 cP.
 †Maximum viscosity can vary by pump series.
 Note: Air motor performance will depend upon user's compressor and system setup.

ACCESSORIES

Flow Meters

- Dispense precise amount of fluids from containers.
- Handles chemicals and corrosive liquids.
- Large LCD display in GPM or LPM, 20 cP maximum +/-1% accuracy and repeatability.
- All models are factory calibrated.
- Some models may be field calibrated.
- Batch control versions available.
- Corrosion resistant polypropylene or PVDF.
- Engineered connections for fast assembly to PFM, PFP and PFV drum pumps.



Discharge Tubing

Flexible tubing connects to the pump discharge. Available in PVC, reinforced PVC and special EPDM for Diesel Exhaust Fluid applications.

Strainers

Strainers attach to pump tubes preventing foreign objects from entering the pump.



Wall Mount Bracket

Allows pump to be stored in an upright position.

Drum Adapters

Secures the pump tube in the barrel's bung opening. Fits standard 2" NPT bung opening. Available in polypropylene, galvanized or stainless steel.



Chargers

Double insulated with LED charge status indicator for recharging S6 battery motor. Available in 115V with US plug, 230V with Euro plug or 12V for use in most vehicle outlets.



Static Protection Kit

Increases safety when transferring flammable or combustible liquids. Kit includes cross-linked polyethylene grounded hose, ground wire and clamps.



Air Hose

15 feet (4.6m) air hose assembly sold separately.

Filter/ Lubricator Assembly

Conditions compressed air by removing free moisture and solids. Also lubricates the air for longer air motor life.



Nozzles

Nozzles provide a convenient way to control liquid flow. Available in polypropylene, aluminum and stainless steel.

OTHER GREAT PRODUCTS FROM FINISH THOMPSON



UC SERIES

ANSI DIMENSIONAL
MAGNETIC DRIVE PUMPS



DB & SP SERIES

PREMIUM MAGNETIC
DRIVE SEALLESS
CENTRIFUGAL PUMPS



AP SERIES

SEALED STAINLESS
STEEL CENTRIFUGAL
PUMPS



VKC SERIES

VERTICAL MAGNETIC
DRIVE SEALLESS
CENTRIFUGAL PUMPS



GP SERIES

SEALED PLASTIC
CENTRIFUGAL PUMPS



MSKC SERIES

MULTI-STAGE MAGNETIC
DRIVE SEALLESS
CENTRIFUGAL PUMPS



PREMIUM AODD PUMPS



finishthompson.com

FINISH THOMPSON INC. - HEADQUARTERS

921 Greengarden Road | Erie, PA 16501
800.934.9384 | ph 814.455.4478 | fx 814.455.8518
email fti@finishthompson.com

FINISH THOMPSON GmbH - EUROPE CENTER

Otto-Hahn-Strasse 16 | Maintal, D-63477 Germany
49 (0)6181-90878-0 | fx 49 (0)6181-90878-18
email fti@finishthompson.com