


F-300M

Clamp-on Insertion Mount
Dual PN10 | PN16 scale



Features:

- Dual PN10/PN16 scale printed on both sides of the meter.
- 32mm through 200mm pipe sizes.
- Flow rates from 30 to 5100 LPM.
- Corrosion resistant 316SS or PTFE internal float materials.

- One piece machined acrylic body.
- Mounts to existing pipe. No unions or adapters required.
- Models for mounting on horizontal pipe.
- Mounting clamps and gasket included.

Specifications:

Pipe Requirements: Metric pipe size (DIN 8062)
Max. Bar (psi): 10.3 Bar (150 PSI) @ 21° C (70° F)
Fluid temp. range: 32° to 110° F / 190° F (88° C) @ 0 PSI
Ambient temp. range: ...32° to 110° F / -10° to 43° C
Note: Temperature & Pressure ratings of meter only. Actual pipe rating may vary.

Full scale accuracy: +/- 10%
Power requirement: No power required
Enclosure: IP56 (NEMA 4X)
Approximate shipping wt: ... 32mm - 110mm units: 0.45 kg (1 lb)
 110mm - 200mm units: 0.91 kg (2 lb.)

Materials of Construction:

Meter Body: Cast Acrylic
Float: Standard range models = 316SS
 Low range models = PTFE

Gasket: Neoprene
Pipe Clamp: 300 series Stainless Steel
Pitot screw: (32mm-110mm models only) 300 series stainless Steel

Installation Requirements:

Minimum Straight Pipe Length Requirements

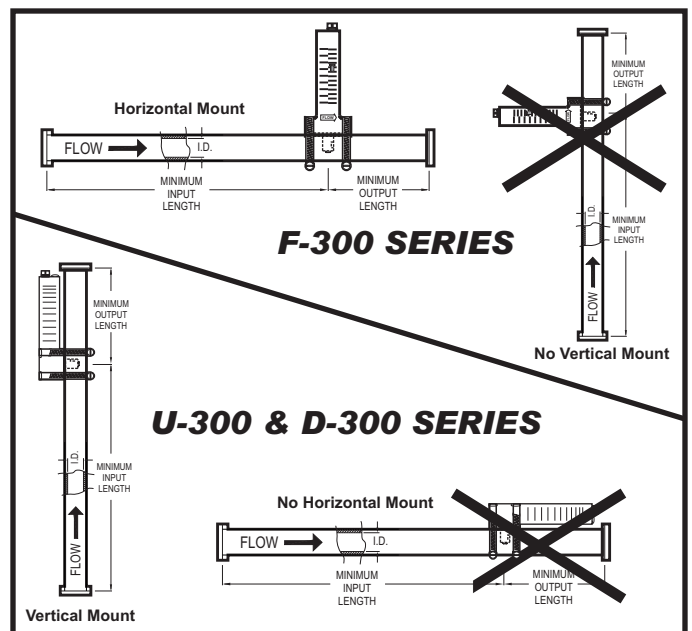
The meter's accuracy is affected by disturbances such as pumps, elbows, tees, valves, etc., in the flow stream. Install the meter in a straight run of pipe **as far as possible** from any disturbances. The distance required for accuracy is 10 times the nominal pipe diameter before the meter and 4 times the nominal pipe diameter after the meter.

Example of Minimum Straight Pipe Length Requirements

Nominal Pipe Diameter	Minimum Inlet Pipe Length	Minimum Outlet Pipe Length
32mm	320mm (10 x 32mm)	128mm (4 x 32mm)
63mm	630mm (10 x 63mm)	252mm (4 x 63mm)
160mm	1600mm (10 x 160mm)	640mm (4 x 160mm)

Mounting location

- The meter is designed to withstand outdoor conditions.
- F-300M series meters must be mounted at the vertical (twelve o'clock) position on horizontal pipe only.
- The pipe must be completely full of water at all times.
- See the minimum straight length of pipe requirement chart above.
- The meter can accurately measure flow from one direction only.

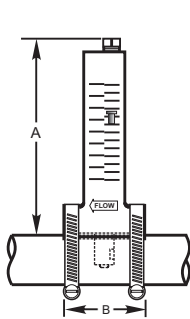


Blue-White[®]

Industries, Ltd.

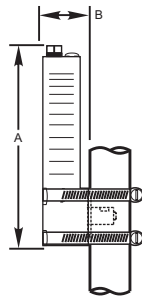
Pitot Tube Insertion Meters

Dimensions:



F-300 Series		
Pipe Size	A	B
32	110	62
40	110	62
50	110	62
63	110	62
75	110	62
90	110	62
110	110	62
160	108	62
200	108	62

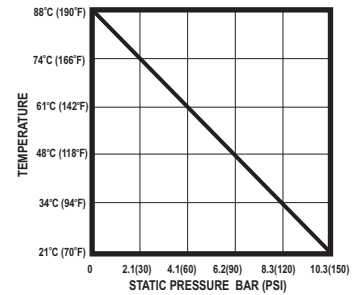
Millimeters



U/D-300 Series		
Pipe Size	A	B
50	152	40
63	152	40

Millimeters

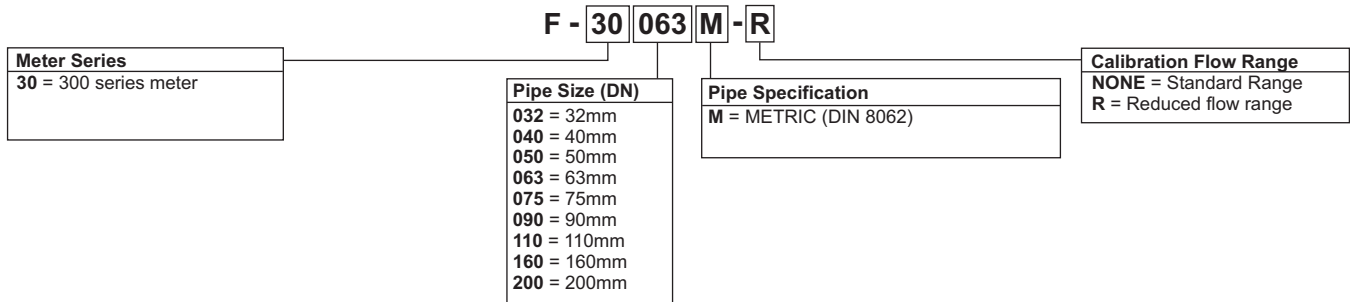
Maximum Temperature vs. Pressure



Flow Stream Requirements:

Low viscosity fluids with a specific gravity of 1.0.

Model Number Matrix:



Pipe Size, Flow Range and Display Model Options:

Models for METRIC PN10 Pipe (DIN 8062)

Display in Liters per Minute for Pn10 and PN 16 pipe

DN Pipe	LPM PN10 Range	LPM PN16 Range	Model Number
32mm	30 to 150	30 to 140	F-30032M
32mm	10 to 45	10 to 40	F-30032MR
40mm	70 to 310	60 to 270	F-30040M
40mm	20 to 140	20 to 120	F-30040MR
50mm	100 to 450	100 to 400	F-30050M
50mm	40 to 140	35 to 120	F-30050MR
63mm	75 to 675	150 to 600	F-30063M
63mm	80 to 340	70 to 300	F-30063MR
75mm	250 to 1000	200 to 900	F-30075M
90mm	300 to 1200	250 to 1100	F-30090M
90mm	175 to 600	150 to 570	F-30090MR
110mm	600 to 1800	550 to 1600	F-30110M
160mm	900 to 3200	800 to 2800	F-30160M
200mm	1500 to 5100	1300 to 4500	F-30200M