

CALL TOLL FREE 877-742-2878 FOR SALES AND SUPPORT.

[Click Here to Return to BurtProcess.com](http://BurtProcess.com)

DEAN

SOLUTIONS FOR THE GLOBAL PUMP INDUSTRY



HIGH TEMPERATURE/HEAT TRANSFER PUMPS

RA Series Air-Cooled High Temperature Thermal Liquid Pumps

- Capacities to 6,000 GPM (1363 m³/hr)
- Heads to 425 feet (130 m)
- Pumping Temperatures to 650°F (343° C)
- Working Pressures to 350 PSIG (2,413 kPa)
- Fifteen Sizes

RA Series Pumps are cost effective, hot oil, heat transfer pumps. Pumps feature a shaft mounted fan to provide air flow over the cooling fins of the pump. This air-cooled design translates to **NO EXTERNAL WATER COOLING REQUIRED** for the bearings and mechanical seal. Available in ductile iron construction.



Consult Factory for available
RMA5000 air-cooled mag drive high temperature process pumps

RWA Series Air-Cooled Hot Water Pumps

- Capacities to 1,100 GPM (250 m³/hr)
- Heads to 425 feet (130 m)
- Pumping Temperatures to 400°F (205°C)
- Working Pressures to 450 PSIG (3,100 kPa)
- Thirteen Sizes

RWA Series Pumps are designed specifically for use with hot water, ethylene glycol and propylene glycol in boiler feed, steam condensate, HVAC and heat transfer applications. Pumps feature a shaft mounted fan to provide air flow over the cooling fins of the pump. This air-cooled design translates to **NO EXTERNAL WATER COOLING REQUIRED** for the bearings and mechanical seal. Thirteen sizes are available in ductile iron construction.




RTA Series Air-Cooled High Temperature Thermal Liquid Pumps

- Capacities to 1,100 GPM (250 m³/hr)
- Heads to 425 feet (130 m)
- Pumping temperatures to 650°F (343° C)
- Working pressures to 350 PSIG (2,413 kPa)
- Nine Sizes

The RTA Series of pumps combines the strength, reliability, low operating cost and robust design of the RA Series Pump with the safety and environmental responsibility of a tandem seal configuration into one package.


The RTA further enhances the benefits of the RA series air-cooled pump by assisting with EPA compliance and Leak Detection and Repair (LDAR) regulations, increasing safety with added protection in order to avoid flammable fluids, helping our shared environment by protecting the community from leaks and potential long-term health exposure, and reducing cost by preventing emissions from escaping from process equipment and therefore, saleable product.



R4000 Series Heavy Duty High Temperature Process Pumps

- Capacities to 6,500 GPM (1,476 m³/hr)
- Heads to 800 feet (244 m)
- Pumping Temperatures to 850°F (455°C)
- Working Pressures to 500 PSIG (3,447 kPa)
- Twenty-seven Sizes

R4000 Series Pumps are the single most applied pump for high temperature heat transfer service. These heavy duty, centerline supported, chemical, petro-chemical, and refinery style process pumps are available in twenty-seven sizes in steel and 316SS construction.




R5000 Series Heavy Duty API-Type Pumps

- Capacities to 6,500 GPM (1,476 m³/hr)
- Heads to 800 feet (244 m)
- Pumping Temperatures to 850°F (455°C)
- Working Pressures to 500 PSIG (3,447 kPa)
- Twenty-seven Sizes

R5000 Series Pumps are chemical, petrochemical, and refinery style process pumps built to API 610, Fifth Edition, specifications. Features include heavy duty centerline support, plus a large taper bore seal cavity or jacketed cylindrical stuffing box. Twenty-seven sizes are available in steel and 316SS construction.



ANSI DESIGN CHEMICAL PROCESS PUMPS



pH Series Horizontal ANSI Design Chemical Process Pumps

- Capacities to 3,200 GPM (726 m³/hr)
- Heads to 800 feet (245 m)
- Pumping Temperatures to 500°F (260°C)
- Working Pressures to 375 PSIG (2,585 kPa)
- Twenty-six Sizes (18 ANSI Sizes)

pH Series Pumps are built to ANSI/ASME B73.1 dimensions. Twenty-two sizes are available in ductile iron, 316SS, CD4MCu and Alloy 20 construction. Additional higher metal alloys (Hastelloy-B or -C, titanium, etc.) are available upon request.



pHP Series Self-Priming Chemical Process Pumps

- Capacities to 700 GPM (160 m³/hr)
- Heads to 400 feet (120 m)
- Pumping Temperatures to 500°F (260°C)
- Working Pressures to 275 PSIG (1,896 kPa)
- Five Sizes

pHP Series Pumps feature excellent priming times, maximum interchangeability with the pH Series (ANSI) chemical process pumps, and suction lifts up to 20 feet (6.1 m). Five sizes are available in ductile iron or 316SS construction.

VERTICAL INLINE PUMPS



DeanLine Series Chemical Process Industrial Inline Pumps

- Capacities to 95 GPM (22 m³/hr)
- Heads to 130 feet (39 m)
- Pumping Temperatures to 220°F (104°C)
- Working Pressures to 100 PSIG (689 kPa)
- Two Sizes

DeanLine Series Pumps are excellent for process plant pump applications for capacities and heads less than ANSI AA and AB sizes. Standard features include an open impeller with integral seal and an electric driven motor. An optional air driven motor is also available. Available in cast iron and 316SS construction.



CNV Series Inline Process Pumps

- Capacities to 700 GPM (160 m³/hr)
- Heads to 550 feet (167 m)
- Pumping Temperatures to 220°F (104°C)
- Working Pressures to 275 PSIG (1,896 kPa)
- Six Sizes

CNV Series Pumps are vertical inline, close-coupled, chemical process pumps. Standard features include an open drip-proof, JMV frame close-coupled motor (extended shaft) for fast availability, a space saving design, and a fully open impeller. Available in ductile iron and 316SS construction.



DL Series High Temperature Chemical Process Inline Pumps


- Capacities to 800 GPM (182 m³/hr)
- Heads to 550 feet (167 m)
- Pumping Temperatures to 550°F (288°C)
- Working Pressures to 275 PSIG (1,896 kPa)
- Seven Sizes

DL Series Pumps are excellent for high temperature chemical process applications. Features include a space saving design and a fully open impeller. Available in ductile iron and 316SS construction.

RAV Series Vertical Inline Air-Cooled High Temperature Thermal Liquid Pumps

- Capacities to 360 GPM (82 m³/hr)
- Heads to 320 feet (98 m)
- Pumping Temperatures to 650°F (343°C)
- Working Pressures to 250 PSIG (1,724 kPa)
- Six Sizes


The RAV Series offers the same design benefits as the RA Series but in a vertical configuration. Pumps feature a shaft mounted fan to provide air flow over the cooling fins of the pump. This air-cooled design translates to **NO EXTERNAL WATER COOLING REQUIRED** for the bearings and mechanical seal. Six sizes are available in ductile iron construction.



RWAV Series Vertical Inline Air-Cooled Hot Water Pumps

- Capacities to 360 GPM (82 m³/hr)
- Heads to 320 feet (98 m)
- Pumping Temperatures to 400°F (205°C)
- Working Pressures to 450 PSIG (3,100 kPa)
- Six Sizes

The RWAV Series offers the same design benefits as the RWA Series but in a vertical configuration. Pumps feature a shaft mounted fan to provide air flow over the cooling fins of the pump. This air-cooled design translates to **NO EXTERNAL WATER COOLING REQUIRED** for the bearings and mechanical seal. Six sizes are available in ductile iron construction.





 **HYDRAULIC
INSTITUTE**
PROUD MEMBER

commercial
member
ASSOCIATION
OF ZOOS &
AQUARIUMS



AZFA
AQUARIUM & ZOO
FACILITIES ASSOCIATION

DEAN

6040 Guion Road
Indianapolis, IN 46254
800.801.9265
www.tuskind.com