



Signet 9900-1BC Batch Controller System

Member of the SmartPro® Family of Instruments



The Signet 9900-1BC Batch Controller system provides control capability and process fine-tuning in a familiar package. The programming interface uses a four-button keypad and an intuitive menu for adjusting a batching system to the best performance possible. Choose between simple or advanced modes. In simple mode, relay outputs can be used for batching, external counter, missing signal alarm and 4 to 20 mA output can be used to indicate batch status. In advanced mode relays can also be used for end of batch pulse, two-stage shutdown, overrun alarm, high flow detection, total volume or source volume alarm.

The 9900-1BC Automatic Overrun Compensation feature can measure excess flow after a batch stops and use it to reduce flow to the next batch by de-energizing the batch relay early, thus closing the flow control valve, and eliminating batch overrun.

Designed for a variety of batch applications, the 9900-1BC can save up to 10 batch sizes for batching or blending a variety of liquid volumes. Customize batch names for easy distinction between batches. One K-Factor can be used for all batches, or use a different K-Factor for each batch for when different liquids are batched. User can choose to be prompted prior to starting a batch with a Yes/No or with a password to prevent inadvertently starting a batch.

The 9900-1BC operates on 10.8 to 35.2 VDC, regulated. Connect a remote start or stop switch for remote batch control. Use the end-of-batch pulse to trigger the next step in the process.

Features

- **Rear Enclosure option** means the 9900-1BC Batch Controller can be installed on a pipe or wall mounted in addition to panel mount installations
- **Store up to 10 batch sizes** for batching or blending a variety of liquid volumes
- **Customize 10 batch names** for easy distinction between batches
- **Modular Design** - Can be purchased as a complete system or add a Batch Module and Relay Module to an existing 9900 Transmitter (Generation II or later)
- **Automatic Overrun Compensation** can eliminate excess flow by automatically reducing the next batch size by the overrun value of previous batch.
- **Remote control wiring** with start, stop & resume terminals for remote batch control
- **3 programmable relays**, one open collector, two dry contact relays
- **Two-stage control** to prevent overflowing or to minimize water hammer
- **Confirmation START/RESUME** – Can prompt user prior to starting each batch with a Yes/No or password to prevent inadvertently starting a batch
- **Enter 10 different K-Factors** - one per batch for when different liquids are batched



Applications

- **Batch Process**
- **Filter Backwash Initiation**
- **Chemical Addition**
- **Canning and Bottling**
- **Tank Filling**
- **Bulk Storage Transfer**
- **Chemical Processing**
- **Food and Beverage**
- **Life Sciences**
- **Water Treatment**

U.S. Patent No.: D662,844 S

Taiwan Patent No.: D147,150

Specifications

General		
Input Channels	One	
System Response	Response time limited by sensor, maximum transmitter delay 300 mS	
Terminal Blocks	Pluggable screw type	16 AWG max wire gauge
Enclosure and Display		
Case Material	PBT	
Window	Shatter-Resistant Glass	
Keypad	4 buttons, injection-molded silicone rubber seal	
Display	Backlit, 7- and 14-segment	
Indicators	Dial-type digital bar graph	
Update Rate	1 s	
LCD Contrast	5 settings	
Enclosure size and color	¼ DIN	
Mounting	Panel	¼ DIN, ribbed on four sides for use with mounting bracket for panel mount installations
	Wall	Large enclosure (sold as an accessory) that encases the panel mount transmitter or using optional rear enclosure
	Pipe	Using optional rear enclosure
Environmental Requirements		
Ambient Operating Temperature		
Backlit LCD	-10 °C to 70 °C	14 °F to 158 °F
Storage Temperature	-15 °C to 70 °C	5 °F to 158 °F
Operating Temperature	-10 °C to 70 °C	14 °F to 158 °F
Relative Humidity	0 to 100% condensing for field and panel mount (front only); 0 to 95% non-condensing for panel mount back side	
Maximum Altitude	4,000 m (13,123 ft)	
Enclosure Rating	Designed to meet NEMA 4X/IP65 (front face only)	
Input Power		
DC	24 VDC input; range: 10.8 to 35.2 VDC regulated	
Overvoltage Protection	48 Volt transient protection device	
Current limiting for circuit protection		
Reverse-Voltage Protection		
Input Specifications		
Digital (S ² L)	Serial ASCII, TTL level, 9600 bps	
Accuracy	Determined by sensor	
Frequency	Sensitivity	80 mV @ 5 Hz, mV threshold gradually increasing with frequency
	Range	0.5 Hz to 1500 Hz @ TTL level input for open collector
	Accuracy	± 0.5% of reading max error @ 25 °C
	Repeatability	± 0.2% of reading
	Resolution	1 µs
	Update Rate	150 ms nominal
Power to Sensors		
	Voltage	+4.9 to 5.5 VDC @ 25 °C, regulated
	Current	20 mA max.
	Short Circuit	Protected
Power Supply		
	Reverse Polarity	Protected

Specifications (continued)

Output Specifications

Relay Specifications

		Dry Contact Relays (2)	Open Collector (1)
	Type	SPDT	NPN
	Form	C	N/A
	Max. Voltage Rating	30 VDC or 250 VAC	30 VDC
	Max. Current Rating	5 A	50 mA
Hysteresis		Adjustable (absolute in Engineering Units)	
Latch		Reset in test screen or view mode	
Delay		9999.9 seconds (maximum)	
Test Mode		Set On or Off	
Maximum Pulse Rate		400 pulses/minute	
Volumetric Pulse Width		0.1 s to 3200 s	

4 to 20 mA

Current Loop Output

		ANSI-ISA 50.00.01 Class H (passive: external power required)		
	Output	1		
	Span	3.8 to 21 mA		
	Zero	4.0 mA factory set; user programmable from 3.8 to 4.2 mA		
	Full Scale	20.00 mA factory set; user programmable 19.0 to 21.0 mA		
	Accuracy	± 32 µA max. error @ 25 °C @ 24 VDC		
	Resolution	6 µA or better		
	Temperature Drift	± 1 µA per °C		
	Power Supply Rejection	± 1 µA per V		
	Isolation	Low voltage (< 48 VAC/DC)		
	Voltage	10.8 to 35.2 VDC		
	Max. Impedance	250 Ω @ 12 VDC	500 Ω @ 18 VDC	750 Ω @ 24 VDC
	Update Rate	150 ms nominal		
		Short circuit and reverse polarity protected		
	Adjustable Span	Reversible		
	Error Condition	Selectable error condition 3.6 or 22 mA or NONE		
		Actual update rate determined by sensor type		
	Test Mode	Increment to desired current (range 3.6 to 21.00 mA)		

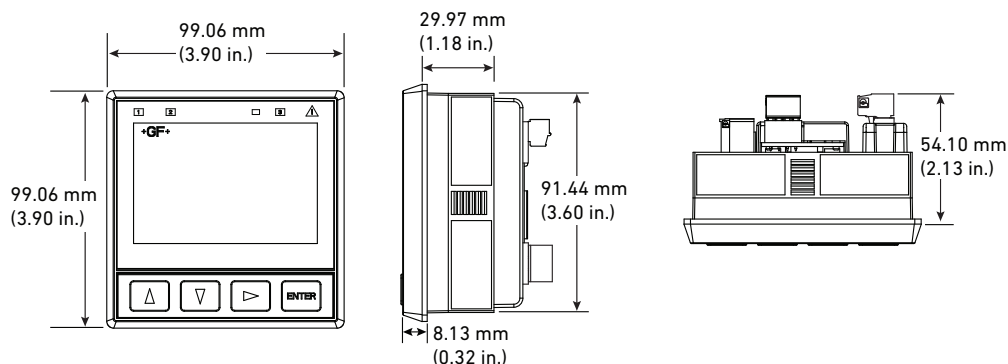
Shipping Weights

Base Unit	0.63 kg	1.38 lb
Batch Module	0.16 kg	0.35 lb
Relay Module	0.19 kg	0.41 lb




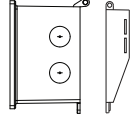
Standards and Approvals

CE, UL, CUL, FCC
RoHS compliant, China RoHS
Manufactured under ISO 9001, ISO 14001 and ISO 45001

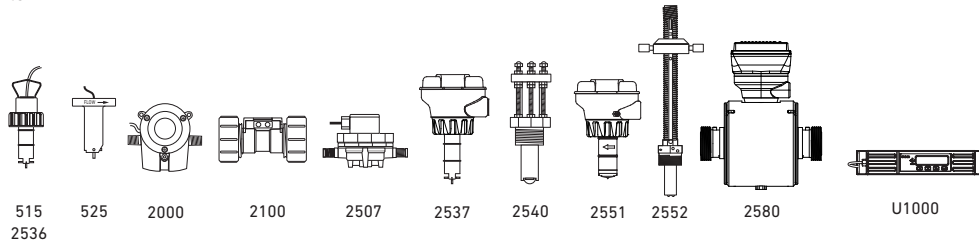
Dimensions



System Overview

Panel Mount	Pipe, Tank, Wall Mount
<p>Signet Model 9900-1BC Batch Controller System (Includes mounting bracket and panel gasket)</p> 	<p>Signet Model 9900-1BC Batch Controller System with Wall Mount Accessory or Rear Enclosure</p>    <p>3-9900.392 (power supply sold separately)</p> <p>3-9900.399-1</p>

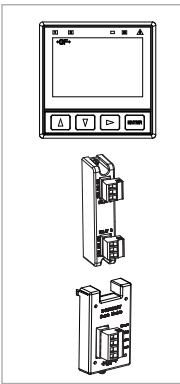
Signet Sensors - Flow



Signet Fittings - See individual sensor data sheets

All sold separately

Ordering Information



Mfr. Part No.	Code	Description
3-9900-1BC	159 001 770	Batch Controller System
3-9900-1P	159 001 695	9900 Panel Mount Transmitter
3-9900.393	159 001 698	Relay Module - 2 DCR (dry contact relays)
3-9900.397	159 310 163	Batch Module

Accessories and Replacement Parts

Mfr. Part No	Code	Description
6682-1102	159 001 710	DC Power Plug, 2 Pos, Right Angle
6682-1103	159 001 711	Relay Module Plug, 3 Pos, Right Angle
6682-1104	159 001 712	Loop Power Plug, 4 Pos, Right Angle
6682-3004	159 001 725	Freq/S ³ L Plug, 4 Pos, In-Line
6682-3104	159 001 713	Freq/S ³ L Plug, 4 Pos, Right Angle
7310-1024	159 873 004	24 VDC Power Supply, 10W, 0.42 A
7310-2024	159 873 005	24 VDC Power Supply, 24W, 1.0 A
7310-4024	159 873 006	24 VDC Power Supply, 40W, 1.7 A
7310-6024	159 873 007	24 VDC Power Supply, 60W, 2.5 A
7310-7024	159 873 008	24 VDC Power Supply, 96W, 4.0 A
3-9900.390	159 001 714	Standard Connector Kit, Right Angle
3-9900.391	159 001 715	Connector Kit, In-Line
3-9900.392	159 001 700	Wall Mount Accessory
3-9000.392-1	159 000 839	Liquid Tight Connector Kit, NPT (1 pc.)
3-9900.399-1	159 001 834	Rear Enclosure, Hinged Cover
3-9900.399-2	159 001 835	Rear Enclosure, Flat Cover
3-0252	159 001 808	Configuration Tool
3-8050.396	159 000 617	RC Filter Kit

3-9900-1BC.099 Rev F (07/20)

© Georg Fischer Signet LLC

3401 Aero Jet Avenue, El Monte, CA 91731-2882 U.S.A. • Tel. (626) 571-2770 • Fax (626) 573-2057 • www.gfsignet.com • e-mail: signet.ps@georgfischer.com
Specifications subject to change without notice. All rights reserved. All corporate names and trademarks stated herein are the property of their respective companies.