

## Submersible Contractor Pump

- **Cast Iron with Stainless Steel Motor Housing**
- **Hi Chromium (HCr) Steel Impeller and Cover for Wear Resistance and Durability**
- **Solids Handling and Dirty Water Design**
- **Superior Motor Design for Quiet, Low Noise Operation**
- **Silicon Carbide Mechanical Seals Plus Shaft Seal**
- **3" and 4" Models Feature Companion Flange Connection**
- **115 VAC, 230 VAC or 460 VAC @ 60 Hz**
- **Single or 3 Phase Available**
- **2", 3" or 4" NPT**
- **1 to 7.5 Horsepower**
- **UL/CSA Listed**

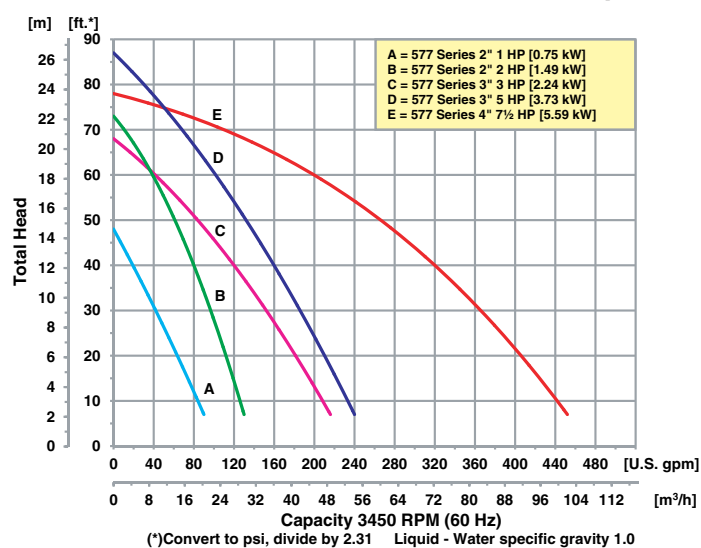


Model 5771-95

AMT Submersible Contractor pumps are intended for use in residential, commercial and industrial settings. Applications include: construction sites, waste water, storm water, farming, irrigation, excavation, mining, marine, basement and other general drainage. Design to handle sediment laden liquids with solids up to 3/8" in diameter.

Self-cleaning impeller featuring abrasion-resistant high chromium steel construction for durability. Pumps have a 3450 RPM electric motor fitted with an unfinished power cord that requires field wiring (no controls are supplied). Motors are rated continuous duty and single phase models have thermal overload protection.

Performance of Submersible Contractor Pumps



## Pump Dimensional & Specification Data


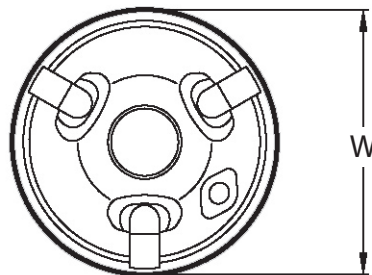
| Model   | Curve | Port NPT | HP | PH | Voltage @ 60 Hz | Full Load Amps | A §        | W           | H           | Ship Wt. (Lbs.) |
|---------|-------|----------|----|----|-----------------|----------------|------------|-------------|-------------|-----------------|
| 5770-95 | A     | 2        | 1  | 1  | 115             | 13             | 2.8 [7.1]  | 8.3 [21.1]  | 19.3 [49.0] | 53              |
| 5771-95 |       |          |    |    | 7               | 51             |            |             |             |                 |
| 5773-95 | B     | 3        | 2  |    | 230             | 11             | 3.2 [8.1]  | 9.0 [22.8]  | 25.6 [65.0] | 103             |
| 5777-95 | C     |          | 3  |    |                 | 18             |            |             |             | 110             |
| 577A-95 | D     | 3        | 5  | 3  | 460             | 14             | 4.0 [10.1] | 9.2 [23.3]  | 23.9 [60.7] | 110             |
| 577B-95 |       |          |    |    |                 | 7              |            |             |             | 115             |
| 577D-95 | E     | 4        | 7½ |    | 230             | 20             | 5.0 [12.7] | 10.7 [27.2] | 28.4 [72.1] | 172             |
| 577E-95 |       |          |    |    | 460             | 11             |            |             |             | 175             |

(\*) Standard NPT (Female) pipe thread.

NOTE: Dimensions are in inches (centimeters) and have a tolerance of  $\pm 1/8"$ .

NOTE: Electric supply for ALL motors must be within  $\pm 10\%$  of nameplate voltage rating (e.g.  $230V \pm 10\% = 207$  to  $253$ ).

§) Minimum Liquid Height



§ Minimum Liquid Height

## Standard Features

- Cast Iron Construction
- Hi Chromium (HCr) Impeller and Cover
- Stainless Steel Motor Housing
- Silicon Carbide Seal with Shaft Seal
- UL/CSA Listed
- 32 Ft. Cord with No Plug- (Model 5770-95 Includes 20 Ft. cord with plug.)
- Suction Screen
- Carrying Handle
- Maximum Temperature 104° F
- Maximum Solids up to 3/8" Diameter
- QSP - Quick Ship Pumps