



## *IQ<sup>V</sup> Series™ Cordless Tools*

**Cordless convenience.  
Uncompromising power.**



**REAL TOOLS FOR REAL WORK.™**

# Cordless Convenience. Uncompromising Power.

The Ingersoll Rand IQ<sup>V</sup> Series™ tools offer versatile performance, cordless convenience and rugged durability in compact packages with class-leading ergonomics—key benefits in the automotive services and MRO markets.

## Accessibility:

The compact, cordless design of every IQ<sup>V</sup> Series™ tool makes accessing tight spaces easier.

## Comfort:

Lightweight design and small handles help minimize fatigue, making tools more ergonomic and comfortable to hold.

## Durability:

Chemical- and impact-resistant housings withstand tough environments and repeated drops, while protecting interior components.



General  
automotive repair



Collision  
repair



Heavy equipment  
repair



Facilities  
maintenance



Light  
assembly



General  
industrial



C1101 12V Reciprocating Saw



R3130 20V Ratchet



W1110 12V Quick Change Impact Wrench

# Choose Your Power.

The IQ<sup>V12</sup> Series™ of 12-volt tools combine lighter weight and smaller sizes with ergonomic design to make accessing difficult areas easier and to minimize operator fatigue. The Ingersoll Rand IQ<sup>V20</sup> Series™ of 20-volt tools deliver hard-hitting, long-lasting power, with the uncompromising ability to stand up to the all day, every day demands of professionals. IQ<sup>V</sup> Series™ tools **Do the Job, Do it Fast, Do it Every Time.**

**Performance:** The BL2022 5.0 Ah delivers **68% longer run time** than its predecessor at the same size and weight.

**High-power, extended-life 20-volt lithium-ion battery** delivers high-charge capacity and low internal impedance for maximum power delivery and exceptional runtime.



**Durability:** The intelligent Battery Management System allows the battery to communicate with the tool and charger to prevent over loading, over charging and over discharging for longer tool and battery life.



**Performance:** The BL2012 2.5 Ah delivers **100% longer run time** than its predecessor at the same size and weight.



**Performance:** The BL1203 battery provides 2.0 Ah of 12-volt power, intelligently managed by the IQ<sup>V12</sup> Series™ system for maximum tool runtime.



**Compatibility:** Charge any of your IQ<sup>V12</sup> and IQ<sup>V20</sup> Series™ batteries on the same universal charger.

**Productivity:** An LED Fuel Gauge and audible alarm will let you know when your batteries are fully charged and ready to get back to work.

**Versatility :** The USB charge port on the side means you don't have to fight for an outlet with your tablet or smart phone. Let us take care of the clutter; you take care of what's next.



Ingersoll Rand's BC1121 lithium-ion universal charger gets all of the batteries in our IQ<sup>V12</sup> and IQ<sup>V20</sup> Series™\* lineup charged and ready to go whenever you are. Whether it's our 20V or 12V batteries, this innovative, multi-use battery charger will make it easier and faster to have a freshly charged battery to get your work done now, not later.

\*For use with any of our IQ<sup>V12</sup> and IQ<sup>V20</sup> Lithium-Ion Batteries, BL2022, BL2010, BL2012, BL2005 and BL1203.



# IQ<sup>V12</sup> Series™ Impact Wrench

W1110 1/4", W1120 1/4", W1130 3/8"

**Tuned impact mechanism and all-metal drivetrain** deliver 100 ft-lb of torque and durable performance

**Bright white LED** casts light on the work piece

**Patent-pending soft-mount system** reduces vibration for extended motor and switch life

**2.0 Ah Li-Ion battery with fuel gauge** for battery charge visibility, so you can better prepare to get more work done

**Impact- and chemical-resistant housing** protects against repeated six foot drops onto concrete and exposure to shop fluids

**3-point rubber pads** protect tool and work surfaces

**Ergonomically designed small-handle grip** helps reduce operator fatigue during extended use

## Ideal for:



## IQ<sup>V12</sup> Series™ Impact Wrench

Model	Battery	Voltage DC	Drive Size, Type	Impacts per Minute	No-Load Speed rpm	MAX Torque ft-lb (Nm)	Tool & Battery	
							Weight lb (kg)	Length in (mm)
W1110	BL1203-2.0 Ah	12	1/4", Hex Quick Change	3,300	0-2,700	100 (135)	2.32 (1.05)	5.9 (150)
W1120	BL1203-2.0 Ah	12	1/4", Square Socket Retaining Ring	3,300	0-2,700	100 (135)	2.30 (1.03)	5.9 (150)
W1130	BL1203-2.0 Ah	12	3/8", Square Socket Retaining Ring	3,300	0-2,700	100 (135)	2.30 (1.04)	5.9 (150)



W1130-K2

## Available in Kits

Model	Description
W1110-K2	1/4" Drive Quick Change Impact Wrench, Charger & 2 BL1203 Li-ion Batteries
W1120-K2	1/4" Drive Impact Wrench, Charger & 2 BL1203 Li-ion Batteries
W1130-K2	3/8" Drive Impact Wrench, Charger & 2 BL1203 Li-ion Batteries

# IQ<sup>V12</sup> Series™ Ratchet Wrench

## R1120 1/4" and R1130 3/8"

**Polished aluminum and composite housing** protects against repeated six foot drops onto concrete and exposure to shop fluids

**Compact, durable motor and all-metal drivetrain** deliver up to 30 ft-lb of torque and allow additional manual torquing capability

**Bright white LED** casts light on the work piece

**Feather-touch variable speed paddle trigger** allows different grip techniques for easier access

**2.0 Ah Li-Ion battery with fuel gauge** for battery charge visibility, so you can better prepare to get more work done

General automotive repair

Collision repair

Heavy equipment repair

IQ <sup>V12</sup> Series™ Ratchet Wrench							
Model	Battery	Voltage DC	Drive Size, Type	No-Load Speed rpm	MAX Torque ft-lb (Nm)	Tool & Battery	
R1120	BL1203-2.0 Ah	12	1/4", Square	0-260	30 (40)	Weight lb (kg)	Length in (mm)
R1130	BL1203-2.0 Ah	12	3/8", Square	0-260	30 (40)	2.15 (0.98)	11.03 (280)

### Available in Kits



R1130-K1

Model	Description
R1120-K1	1/4" Drive Ratchet, Charger & 1 BL1203 Li-ion Battery
R1130-K1	3/8" Drive Ratchet, Charger & 1 BL1203 Li-ion Battery

# IQ<sup>V12</sup> Series™ Drill/Driver

## D1130 3/8"

**15-position clutch**  
maximizes fastening control

**Bright white LED**  
casts light on the work piece

**Patent-pending soft-mount system** reduces vibration for extended motor and switch life

**2.0 Ah Li-Ion battery with fuel gauge** for battery charge visibility, so you can better prepare to get more work done

### Ideal for:



General automotive repair



Collision repair



Facilities maintenance



**Impact- and chemical-resistant housing** protects against repeated 6-foot drops onto concrete and exposure to shop fluids

**Compact size** is just 7.48" from tip to tail for outstanding accessibility and versatility

**3-point rubber pads** protect tool and work surfaces

**Ergonomically designed small-handle grip** helps reduce operator fatigue during extended use

### IQ<sup>V12</sup> Series™ Drill/Driver

Model	Battery	Voltage DC	Drive Size, Type	No-Load Speed rpm		MAX Torque in-lb (Nm)	Tool & Battery	
				High	Low		Weight lb (kg)	Length in (mm)
D1130	BL1203-2.0 Ah	12	3/8", Chuck	0-1,600	0-400	205 (23)	2.43 (1.1)	7.48 (190)



D1130-K2

### Available in Kits

Model	Description
D1130-K2	3/8" Chuck Drill/Driver, Charger & 2 BL1203 Li-ion Batteries

# IQ<sup>V12</sup> Series™ Screwdriver

## D1410 1/4"

**15-position clutch**  
maximizes fastening control

**One-handed, recessed, quick-change drive**  
for ease of use and improved access

**Bright white LED** casts light on the work piece

**Patent-pending soft-mount system** reduces vibration for extended motor and switch life

**2.0 Ah Li-Ion battery with fuel gauge** for battery charge visibility, so you can better prepare to get more work done

**Ideal for:**



General automotive repair



Collision repair



Facilities maintenance



**Best-in-class length**, only 5.1" from tip to tail

**3-point rubber pads** protect tool and work surfaces

**Impact- and chemical-resistant housing** protects against repeated six foot drops onto concrete and exposure to shop fluids

**Ergonomically designed small-handle grip** helps reduce operator fatigue during extended use

### IQ<sup>V12</sup> Series™ Screwdriver

Model	Battery	Voltage DC	Drive Size, Type	No-Load Speed rpm		MAX Torque in-lb (Nm)	Tool & Battery	
				High	Low		Weight lb (kg)	Length in (mm)
D1410	BL1203-2.0 Ah	12	1/4" Hex Quick Change	0-1,600	0-400	205 (23)	2.09 (0.95)	5.12 (130)



D1410-K2

### Available in Kits

Model	Description
D1410-K2	1/4" Chuck Quick Change Screwdriver, Charger & 2 BL1203 Li-ion Batteries



# IQ<sup>V12</sup> Series™ Reciprocating Saw C1101

**Adjustable guide** gives you total control to use a longer blade for complex scrolling and circular cuts or a shorter blade for precise straight cuts

**Lightweight, low vibration design** cuts sheet metal and other materials comfortably, with less noise than an air saw

**Geared and in continuous motion** for heavier loads and slower speeds, significantly reducing stalling

**2.0 Ah Li-Ion battery with fuel gauge** for battery charge visibility, so you can better prepare to get more work done



**Inline, low-profile design** makes accurate cuts in the tightest spaces

**Powerful 3,300 SPM** runs through fenders, body panels and other metal surfaces in a hurry

**Tough composite housing and patented steel-reinforced frame** protects against fluids, chemicals and repeated drops

**Soft touch over-molded grip** minimizes vibration, reduces fatigue and enhances user comfort during extended use

## Ideal for:



General automotive repair



Collision repair



Heavy equipment repair

## IQ<sup>V12</sup> Series™ Reciprocating Saw

Model	Battery	Voltage DC	Strokes per Minute	Strokes Length in (mm)	Vibration m/s <sup>2</sup> , K	Sound db(A)	Tool & Battery	
							Weight lb (kg)	Length in (mm)
C1101	BL1203-2.0 Ah	12	3,300	0.55 (14)	17.9/7.8	77	2.14 (0.97)	11.7 (298)



C1101-K2

## Available in Kits

Model	Description
C1101-K2	Reciprocating Saw, Charger, 2 BL1203 Li-ion Batteries, Blade Kit
Accessory Kit	
P4EV-6	6 4"/14-18 Variable Saw Blade Kit



# IQ<sup>V12</sup> Series™ Polisher/Sander G1621



## IQ<sup>V12</sup> Series™ Polisher/Sander

Model	Battery	Voltage DC	No-Load Speed rpm		Sanding Disc Diameter	Polishing Disc Diameter	Vibration m/s <sup>2</sup> , K	Sound Pressure dB(A)	Tool & Battery	
			High	Low					Weight lb (kg)	Length in (mm)
G1621	BL1203-2.0 Ah	12	7,600	2,200	2" and 3"	3"	3.0/0.8	67	2.49 (1.28)	5.7 (144)

## Available in Kits

Item No.	Kit Details
G1621-K2	Polisher Sander, Charger, 2 BL1203 Li-ion Batteries & Accessory Kit



G1621-K2

Accessory Kit	
G1000-KIT-PAD	2 Foam Pads, 1 Wool Pad, 3" & 2" Sanding Backing Pads, 3" Hook & Loop Polishing Backing Pad

# IQ<sup>V12</sup> Series™ Belt Sander G1811

**Powerful 6,600 RPM and variable-speed lever** gets you through jobs fast and in control

**3/8" X 13" narrow-width belt, 8-position adjustable belt arm and hose-free design** gets in and around the tightest spots

**Patent-pending soft-mount system** reduces vibration for extended motor and switch life

**2.0 Ah Li-Ion battery with fuel gauge** for battery charge visibility, so you can better prepare to get more work done

## Ideal for:



General automotive repair



Collision repair



Heavy equipment repair



**Lightweight, low vibration design** with a total weight of only 2 lbs., including the battery

**Quick-change lock and release** makes switching belts easy

**Tough composite housing and patented steel-reinforced frame** protects against fluids, chemicals and repeated drops

**Ergonomic rubber grip** reduces fatigue and enhances user comfort during extended use



8-position adjustable belt arm to maneuver around tight spots.

IQ <sup>V12</sup> Series™ Belt Sander								Tool & Battery	
Model	Battery	Voltage DC	Arbor Speed rpm	Belt Speed sfpm	Belt Size in (mm)	Vibration in-lb (Nm)	Sound Pressure db (A)	Weight lb (kg)	Length in (mm)
G1811	BL1203-2.0 Ah	12	7,000	1,730	3/8 x 13 (10x330)	3.0/0.8	67	2.23 (1.01)	8.4 (212)



G1811-K2

## Available in Kits

Item No.	Kit Details
G1811-K2	Belt Sander, Charger, 2 BL1203 Li-ion Batteries & Belt Kit
Accessory Kit	
G1811-KIT-BELT	3 60-Grit & 3 80-Grit Belts

# IQ<sup>V12</sup> Series™ LED Task Light

## L1110

**Ultra-bright white LED** casts 180 lumens and lasts up to 20,000 hours

**Patent-pending aluminum head** dissipates heat and is lightweight, yet heavy-duty

**Multi-position head and standing base** for lighting from above and below

**2.0 Ah Li-Ion battery with fuel gauge** for battery charge visibility, so you can better prepare to get more work done\*

**Impact- and chemical-resistant housing** protects against repeated six foot drops onto concrete and exposure to shop fluids

**Extended runtime** of 6.5 hours with BL1203 battery

### Ideal for:



IQ <sup>V12</sup> Series™ LED Task Light						
Model	Battery*	Voltage DC	Light Output Lumens	Runtime Hours	Tool & Battery	
					Weight lb (kg)	Length in (mm)
L1110	BL1203-2.0 Ah	12	180	6.5	1.28 (0.58)	3.54 (0.90)

\* Battery not included, available separately.

# IQ<sup>V20</sup> Series™ Impact Wrench

W5133 3/8", W5131P 3/8", W5153 1/2" & W5153P 1/2"

## Tuned impact mechanism

delivers 550 ft-lb nut-busting torque and 365 ft-lb of MAX torque from a tool that measures just 7" from tip to tail and weighs only 5.3 lbs (with BL2022 battery)

## Shadowless 360 degree LED light ring

with task light mode and 4 dimmable settings

## All-metal drivetrain and

hammer mechanism is robust, durable and optimized for maximum power and efficiency

## Variable-speed switch with electronic brake

provides maximum control of the tool and increases safety—release trigger, drive stops spinning

## Tough composite housing and patented

steel-reinforced frame protects against aggressive fluids, chemicals and repeated drops

## Ideal for:



General automotive repair



Heavy equipment repair



General industrial



**Powerful brushless motor** delivers durability and efficiency as well as best-in-class power-to-weight ratio

## IQ<sup>V</sup> Power Control System

includes 4 modes —full power, mid power, wrench tight, and hand tight—so there is no need to switch tools

MODE	HAND TIGHT	WRENCH TIGHT	MID POWER	MAX POWER
ft-lb (Nm)	2-9 (3-12)	10-24 (13-33)	230 (312)	280 (380)
	365 (495)	365 (495)	365 (495)	365 (495)
RPM	0-800	0-1600	0-2100	0-2100
BOLT SIZE	M6-M12	M10-M16	M12-M32	M16-M32
SHUT OFF	✓	✓		



\*\*Requires 5.0 Ah battery for maximum performance

## IQ<sup>V20</sup> Series™ Impact Wrench

Model	Battery	Voltage DC	Drive Size, Type	Impacts per Minute	No-Load Speed rpm	Nut-Busting Torque ft-lb (Nm)	MAX Torque ft-lb (Nm)	Tool & Battery Weight lb (kg)	Length in (mm)
W5133	BL2022-5.0 Ah	20	3/8", Square Socket Retaining Ring	3,300	0-2,100	550 (745)	365 (495)	5.29 (2.40)	7 (179)
W5133P	BL2022-5.0 Ah	20	3/8", Square Pin Detent	3,100	0-2,100	550 (745)	365 (495)	5.29 (2.40)	7 (179)
W5153	BL2022-5.0 Ah	20	1/2", Square Socket Retaining Ring	3,300	0-2,100	550 (745)	365 (495)	5.39 (2.44)	7.2 (183)
W5153P	BL2022-5.0 Ah	20	1/2", Square Pin Detent	3,300	0-2,100	550 (745)	365 (495)	5.39 (2.44)	7.2 (183)



W5133-K22

## Available in Kits

Item No.	Kit Details
W5133-K12	3/8" Impact Wrench, Charger, 1 BL2022 Li-ion Battery & Bag
W5133-K22	3/8" Impact Wrench, Charger, 1 BL2012 Li-ion Battery, 1 BL2022 Li-ion Battery & Bag
W5133P-K22	3/8" Pin Impact Wrench, Charger, 2 BL2022 Li-on Batteries & Bag
W5153-K12	1/2" Impact Wrench, Charger, 1 BL2022 Li-ion Battery & Bag
W5153-K22	1/2" Impact Wrench, Charger, 1 BL2012 Li-ion Battery, 1 BL2022 Li-ion Battery & Bag
W5153P-K22	1/2" Pin Impact Wrench, Charger, 2 BL2022 Li-ion Batteries & Bag



# IQ<sup>V20</sup> Series™ Mid-Torque Impact Wrench

## W5110 1/4", W5130 3/8" & W5150 1/2"

### Tuned impact mechanism

delivers 190 ft-lb of torque from a lightweight, balanced, compact tool that measures just 6.6" long from tip to tail

### Durable, steel-lined aluminum

hammer case is designed to be strong and lightweight, while protecting interior components for a long lifetime of durability

### Variable-speed switch with

electronic brake provides maximum control of the tool and increases safety—release trigger, drive stops spinning

### Ideal for:



General automotive repair



Facilities maintenance



General industrial



### All-metal drivetrain and hammer

mechanism is robust, durable and optimized for maximum power and efficiency

### Tough composite housing and patented

steel-reinforced frame protects against fluids, chemicals and repeated drops

### Lightweight, balanced, ergonomic handle

with patent-pending rubber over-molded grip minimizes vibration, reduces fatigue and enhances user comfort during extended use

### IQ<sup>V20</sup> Series™ Impact Wrench

Model	Battery	Voltage DC	Drive Size, Type	Impacts per Minute	No-Load Speed rpm	MAX Torque ft-lb (Nm)	Tool & Battery	
							Weight lb (kg)	Length in (mm)
W5110	BL2012-2.5 Ah	20	1/4", Hex Quick Change	2,900	0–1,700	165 (225)	3.6 (1.6)	6.6 (168)
W5110	BL2022-5.0 Ah	20	1/4", Hex Quick Change	2,900	0–1,700	175 (240)	4.1 (1.9)	6.6 (168)
W5130	BL2012-2.5 Ah	20	3/8", Socket Retaining Ring	2,900	0–1,700	180 (245)	3.6 (1.6)	6.6 (162)
W5130	BL2022-5.0 Ah	20	3/8", Socket Retaining Ring	2,900	0–1,700	190 (260)	4.1 (1.9)	6.6 (162)
W5150	BL2012-2.5 Ah	20	1/2", Socket Retaining Ring	2,900	0–1,700	180 (245)	3.6 (1.6)	6.6 (162)
W5150	BL2022-5.0 Ah	20	1/2", Socket Retaining Ring	2,900	0–1,700	190 (260)	4.1 (1.9)	6.6 (162)



W5130-K22

### Available in Kits

Model	Description
W5110-K12	1/4" Hex Impact Wrench, Charger, 1 BL2012 Li-ion Battery & Case
W5110-K22	1/4" Hex Impact Wrench, Charger, 2 BL2012 Li-ion Batteries & Case
W5130-K12	3/8" Impact Wrench, Charger, 1 BL2012 Li-ion Battery & Case
W5130-K22	3/8" Impact Wrench, Charger, 2 BL2012 Li-ion Batteries & Case
W5150-K12	1/2" Impact Wrench, Charger, 1 BL2012 Li-ion Battery & Case
W5150-K22	1/2" Impact Wrench, Charger, 2 BL2012 Li-ion Batteries & Case

# IQ<sup>V20</sup> Series™ High Cycle Impact Wrench

W5111 1/4", W5131P 3/8" & W5151P 1/2"

**PRODUCTION RATED**

**Tuned impact mechanism** delivers 175 ft-lb of maximum torque, ready to perform job after job

**1/4" Hex, 3/8" and 1/2" Pins** for maximum versatility and secure and accurate rundowns

**Durable, steel-lined aluminum hammer case** is designed to protect internal components, while patented metal reinforced housing withstands repeated drops

**Fast application speeds** help meet plant throughput goals

**Compact design** makes operation and access easier in tight spots

**All-metal drivetrain and hammer mechanism** is robust, durable and optimized for maximum power and efficiency

**High-power rare earth magnet (neodymium) motor and replaceable brushes** offer a long, durable life and high power

**Rubber over-molded grip** minimizes vibration, reduces fatigue and enhances user comfort during extended use

**Ideal for:**



Production assembly



IQ <sup>V20</sup> Series™ Impact Wrench								
Model	Battery	Voltage DC	Drive Size, Type	Impacts per Minute	No-Load Speed rpm	MAX Torque ft-lb (Nm)	Tool & Battery Weight lb (kg)	Length in (mm)
W5111	BL2012-2.5 Ah	20	1/4", Hex Quick Change	2,800	0-1,900	160 (215)	3.5 (1.6)	6.0 (152)
W5111	BL2022-5.0 Ah	20	1/4", Hex Quick Change	2,800	0-1,900	175 (240)	4.2 (1.9)	6.0 (152)
W5131P	BL2012-2.5 Ah	20	3/8", Square Pin Detent	2,800	0-1,900	160 (215)	3.5 (1.6)	5.9 (150)
W5131P	BL2022-5.0 Ah	20	3/8", Square Pin Detent	2,800	0-1,900	175 (240)	4.2 (1.9)	5.9 (150)
W5151P	BL2012-2.5 Ah	20	1/2", Square Pin Detent	2,800	0-1,900	160 (215)	3.5 (1.6)	6.1 (154)
W5151P	BL2022-5.0 Ah	20	1/2", Square Pin Detent	2,800	0-1,900	175 (240)	4.2 (1.9)	6.1 (154)

## Available in Kits



W5111-K12

Model	Description
W5111-K12	1/4" Hex Impact Wrench, Charger, 1 BL2012 Li-ion Battery & Case
W5111-K22	1/4" Hex Impact Wrench, Charger, 2 BL2012 Li-ion Batteries & Case
W5131P-K12	3/8" Pin Impact Wrench, Charger, 1 BL2012 Li-ion Battery & Case
W5131P-K22	3/8" Pin Impact Wrench, Charger, 2 BL2012 Li-ion Batteries & Case
W5151P-K12	1/2" Pin Impact Wrench, Charger, 1 BL2012 Li-ion Battery & Case
W5151P-K22	1/2" Pin Impact Wrench, Charger, 2 BL2012 Li-ion Batteries & Case

# IQ<sup>V20</sup> Series™ Right Angle Impact Wrench

## W5330 3/8" & W5350 1/2"



### IQ<sup>V20</sup> Series™ Right Angle Impact Wrench

Model	Battery	Voltage DC	Drive Size, Type	No-Load Speed rpm	MAX Torque ft-lb (Nm)	Tool & Battery Weight lb (kg)	Length in (mm)
W5330	BL2012-2.5 Ah	20	3/8", Square Socket Retaining Ring	0-1,900	180 (245)	4.55 (2.06)	17.25 (439)
W5330	BL2022-5.0 Ah	20	3/8", Square Socket Retaining Ring	0-1,900	190 (258)	5.15 (2.27)	17.25 (439)
W5350	BL2012-2.5 Ah	20	1/2", Square Socket Retaining Ring	0-1,900	180 (245)	4.55 (2.06)	17.25 (439)
W5350	BL2022-5.0 Ah	20	1/2", Square Socket Retaining Ring	0-1,900	190 (258)	5.15 (2.27)	17.25 (439)



W5330-K22

### Available in Kits

Model	Description
W5330-K12	3/8" Impact Wrench, Charger, 1 BL2012 Li-ion Battery & Case
W5330-K22	3/8" Impact Wrench, Charger, 2 BL2012 Li-ion Batteries & Case
W5350-K12	1/2" Impact Wrench, Charger, 1 BL2012 Li-ion Battery & Case
W5350-K22	1/2" Impact Wrench, Charger, 2 BL2012 Li-ion Batteries & Case

# IQ<sup>V20</sup> Series™ Impact Wrench

## W7152 1/2", W7152P 1/2" & W7252 1/2"

### Tuned impact mechanism

delivers 1500 ft-lb nut-busting torque and 1000 ft-lb of MAX torque from a tool that measures just 8.1" from tip to tail and weighs only 7.6 lbs (with BL2022 battery)

### Shadowless 360 degree LED light ring

with task light mode and 4 dimmable settings

### All-metal drivetrain and

hammer mechanism is robust, durable and optimized for maximum power and efficiency

### Variable-speed switch with electronic brake

provides maximum control of the tool and increases safety—release trigger, drive stops spinning

### Tough composite housing and patented









steel-reinforced frame protects against aggressive fluids, chemicals and repeated drops


### Powerful brushless motor

delivers durability and efficiency as well as best-in-class power-to-weight ratio

### IQ<sup>V</sup> Power Control System

includes 4 modes —full power, half power, wrench tight, and hand tight—so there is no need to switch tools

MODE	 HAND TIGHT	 WRENCH TIGHT	 HALF POWER	 MAX POWER
 ft-lb (Nm)	4-10 (5-14)	35-110 (50-150)	100-530 (135-720)	100-1000 (135-1360)
	1000 (1360)	1000 (1360)	1000 (1360)	1000 (1360)
BOLT SIZE	M6-M12	M10-M16	M12-M32	M16-M32
SHUT OFF				



### Ideal for:



\*\*Requires 5.0 Ah battery for maximum performance

IQ <sup>V20</sup> Series™ Impact Wrench									
Model	Battery	Voltage DC	Drive Size, Type	Impacts per Minute	Free Speed rpm	Nut-Busting Torque ft-lb (Nm)	MAX Torque ft-lb (Nm)	Tool & Battery Weight lb (kg)	Length in (mm)
W7152	BL2022-5.0 Ah	20V	1/2", Socket Retaining Ring	2450	0-1900	1500 (2033)	1000 (1360)	7.6 (3.4)	8.1 (207)
W7152P	BL2022-5.0 Ah	20V	1/2", Square Pin Detent	2450	0-1900	1500 (2033)	1000 (1360)	7.6 (3.4)	8.1 (207)
W7252	BL2022-5.0 Ah	20V	1/2", Socket Retaining Ring	2450	0-1900	1500 (2033)	1000 (1360)	7.9 (3.6)	10.1 (257)



W7152-K22

### Available in Kits

Item No.	Kit Details
W7152-K12	1/2" Impact Wrench, Charger, 1 BL2022 Li-ion Battery & Bag
W7152-K22	1/2" Impact Wrench, Charger, 2 BL2022 Li-ion Batteries, & Bag
W7152P-K22	1/2" Pin Impact Wrench, Charger, 2 BL2022 Li-ion Batteries & Bag
W7252-K22	1/2" Impact Wrench, Charger, 2 BL2022 Li-ion Batteries & Bag



# IQ<sup>V20</sup> Series™ Impact Wrench

## W7150 1/2"

**Tuned impact mechanism** delivers 780 ft-lb max torque and 1,100 ft-lb nut-busting torque equals the output of our 2135TiMAX air impact wrench—all from a 6.8-lb tool/battery combo

**Durable, steel-lined aluminum hammer case** is designed to be strong and lightweight, while protecting interior components

**All-metal drivetrain and hammer mechanism** is robust, durable and optimized for maximum power and efficiency

**Variable-speed switch** provides maximum control of the tool

### Ideal for:



**High-power rare earth magnet (neodymium) motor** offers a long life and high power

**Patent-pending soft touch over-molded grip** minimizes vibration, reduces fatigue and enhances user comfort during extended use

**Tough composite housing and patented steel-reinforced frame** protects against fluids, chemicals and repeated drops

\*Requires 3.0 Ah battery or higher

IQ <sup>V20</sup> Series™ Impact Wrench										
Model	Battery	Voltage DC	Battery Amp	Drive Size, Type	Impacts per Minute	No-Load Speed rpm	Nut-Busting Torque ft-lb (Nm)	MAX Torque ft-lb (Nm)	Weight lb (kg)	Length in (mm)
W7150	BL2022-5.0 Ah	20		1/2", Socket Retaining Ring	2,300	0–1,900	1,100 (1,491)	780 (1,057)	6.8 (3.1)	9.4 (238)

### Available in Kits

Model	Description
W7150-K1	1/2" Impact Wrench, Charger, 1 BL2010 Li-ion Battery & Case
W7150-K2	1/2" Impact Wrench, Charger, 2 BL2010 Li-ion Batteries & Case
W7150-K12	1/2" Impact Wrench, Charger, 1 BL2022 Li-ion Battery & Case
W7150-K22	1/2" Impact Wrench, Charger, 2 BL2022 Li-ion Batteries & Case



W7150-K22

# IQ<sup>V20</sup> Series™ Impact Wrench

## W7172 3/4"

### Tuned impact mechanism

1500 ft-lb nut-busting torque and 1000 ft-lb of MAX torque from a tool that measures just 8.5" from tip to tail and weighs only 7.8 lbs (with BL2022 battery)

### Shadowless 360 degree LED light ring

with task light mode and 4 dimmable settings

### All-metal drivetrain and hammer mechanism

is robust, durable and optimized for maximum power and efficiency

### Variable-speed switch with electronic brake

provides maximum control of the tool and increases safety—release trigger, drive stops spinning

### Tough composite housing and patented steel-reinforced frame

protects against aggressive fluids, chemicals and repeated drops

### Ideal for:



General automotive repair



Heavy equipment repair










General industrial



**Powerful brushless motor** delivers durability and efficiency as well as best-in-class power-to-weight ratio

**IQ<sup>v</sup> Power Control System** includes 4 modes — full power, half power, wrench tight, and hand tight—so there is no need to switch tools

MODE	HAND TIGHT	WRENCH TIGHT	HALF POWER	MAX POWER
				
	4-10 (5-14)	35-110 (50-150)	100-530 (135-720)	100-1000 (135-1360)
	1000 (1360)	1000 (1360)	1000 (1360)	1000 (1360)
BOLT SIZE	M6-M12	M10-M16	M12-M32	M16-M32
SHUT OFF	✓	✓		



\*Requires 5.0 Ah battery for maximum performance

IQ <sup>V20</sup> Series™ Impact Wrench									
Model	Battery	Voltage DC	Drive Size, Type	Impacts per Minute	Free Speed rpm	Nut-Busting Torque ft-lb (Nm)	MAX Torque ft-lb (Nm)	Tool & Battery	
								Weight lb (kg)	Length in (mm)
W7172	BL2022-5.0 Ah	20V	3/4", Square Socket Retaining Ring & Thru-Hole	2450	0-1900	1500 (2033)	1000 (1360)	7.8 (3.5)	8.5 (215)



W7172-K22

### Available in Kits

Item No.	Kit Details
W7172-K22	3/4" Impact Wrench, Charger 2 BL2022 Li-ion Batteries & Bag

# IQ<sup>V20</sup> Series™ Ratchet Wrench

R3130 3/8" & R3150 1/2"



## Ideal for:



General automotive repair



Collision repair



Facilities maintenance

## IQ<sup>V20</sup> Series™ Ratchet Wrench

Model	Battery	Voltage DC	Drive Size, Type	No-Load Speed rpm	MAX Torque ft-lb (Nm)	Tool & Battery	
						Weight lb (kg)	Length in (mm)
R3130	BL2012-2.5 Ah	20	3/8", Square	0-225	54 (73)	4.4 (2.0)	17.5 (445)
R3130	BL2022-5.0 Ah	20	3/8", Square	0-225	54 (73)	5.0 (2.3)	17.5 (445)
R3150	BL2012-2.5 Ah	20	1/2", Square	0-225	54 (73)	4.4 (2.0)	17.5 (445)
R3150	BL2022-5.0 Ah	20	1/2", Square	0-225	54 (73)	5.0 (2.3)	17.5 (445)



R3130-K22

## Available in Kits

Model	Description
R3130-K12	3/8" Ratchet, Charger, 1 BL2012 Li-ion Battery & Case
R3130-K22	3/8" Ratchet, Charger, 2 BL2012 Li-ion Batteries & Case
R3150-K12	1/2" Ratchet, Charger, 1 BL2012 Li-ion Battery & Case
R3150-K22	1/2" Ratchet, Charger, 2 BL2012 Li-ion Batteries & Case

# IQ<sup>V20</sup> Series™ Drill/Driver

## D5140 1/2"



### Ideal for:



\*Requires 3.0 Ah battery or higher.

IQ <sup>V20</sup> Series™ Drill/Driver								
Model	Battery	Voltage DC	Drive Size, Type	No-Load Speed rpm		MAX Stall Torque in-lbs (Nm)	Tool & Battery	
				High	Low		Weight lb (kg)	Length in (mm)
D5140	BL2022 -5.0 Ah	20	1/2", Chuck	0-500	0-1,900	700 (80)	5.4 (2.45)	9.25 (235)



### Available in Kits

Model	Description
D5140-K1	1/2" Drill/Driver, Charger, 1 BL2010 Li-ion Battery & Case
D5140-K2	1/2" Drill/Driver, Charger, 2 BL2010 Li-ion Batteries & Case



# IQ<sup>V20</sup> Series™ Grease Gun

## LUB5130

**High operating pressure and flow rate** powers through clogged fittings, quickly delivering grease and reducing job time

**Extended durability** with a high-power, long-life motor and all-metal drivetrain

**Ideal for:**



**Electronic shutdown and high-pressure LED indicator** prevents grease spills and extends motor life

**Easy 3-way load system** for maximum versatility with cartridge, bulk and manual loading

**Standard 30" hose** improves reach, helps operators access tight spots

### IQ<sup>V20</sup> Series™ Grease Gun

Model	Battery	Voltage DC	Pressure PSI (Bar)	Flow Rate oz./min. (g/min.)	Cannister Capacity oz. (g)	Grease Type NLGI	Grease Hose Length in (mm)	Weight lb (kg)	Tool & Battery Size: LxWxH in (mm)
LUB5130	BL2012 - 2.5 Ah	20	6250 (431)	2.6 (75)	14 (400)	2-4	30 (762)	7.2 (3.3)	19x8x4 (490x200x94)
LUB5130	BL2022 - 5.0 Ah	20	6250 (431)	2.6 (75)	14 (400)	2-4	30 (762)	7.7 (3.5)	19x8x4 (490x200x94)



LUB5130-K12

### Available in Kits

Model	Description
LUB5130-K12	20V Grease Gun, Charger, 1 BL2012 Li-ion Battery & Case

# IQ<sup>V20</sup> Series™ LED Task Light

## L5110

**Patented aluminum head** dissipates heat and is lightweight, yet heavy-duty

**Ultra-bright white LED** casts 180 lumens and lasts up to 20,000 hours

**Multi-position head and standing base** allow for lighting from above or below

**IQ<sup>V20</sup> Series™ intelligent battery management system** provides up to 25 hours from a 5.0 Ah battery and up to 13.5 hours on a 2.5 Ah battery on a single charge

**Ideal for:**



### IQ<sup>V20</sup> Series™ LED Task Light

Model	Battery	Voltage DC	Light Output Lumens	Head Positions	Runtime Hours	Weight lb (kg)	Tool & Battery Size LxH in (mm)
L5110	BL2012-2.5 Ah	20	180	6	13.5	1.81 (.82)	3.4x9.5 (8.6x12.1)
L5110	BL2022-5.0 Ah	20	180	6	25	2.4 (1.08)	3.4x9.5 (8.6x12.1)



*Notes:*

*Notes:*



Ingersoll Rand (NYSE:IR) advances the quality of life by creating comfortable, sustainable and efficient environments. Our people and our family of brands—including Club Car®, Ingersoll Rand® — work together to enhance the quality and comfort of air in homes and buildings; transport and protect food and perishables; and increase industrial productivity and efficiency. We are a \$13 billion global business committed to a world of sustainable progress and enduring results.



[www.ingersollrandproducts.com](http://www.ingersollrandproducts.com)

Ingersoll Rand, IR, the IR logo, Impact Wrench and IQ<sup>20</sup> Series are trademarks of Ingersoll Rand, its subsidiaries and/or affiliates. All other trademarks are the property of their respective owners.

Nothing contained on these pages is intended to extend any warranty or representation, expressed or implied, regarding the product described herein. Any such warranties or other terms and conditions of sale of products shall be in accordance with Ingersoll Rand's standard terms and conditions of sale for such products, which are available upon request.

Product improvement is a continuing goal at Ingersoll Rand. Any designs, diagrams, pictures, photographs and specifications contained within this document are for representative purposes only and may include optional scope and/or functionality and are subject to change without notice or obligation.