

STYLE 23M | DATA SHEET



DRY-RUNNING MULTI-SPRING COMPONENT SEAL

For Top Entry Mixers & Agitators


The **Style 23M** outside mounted component seal is a rugged, customizable choice designed to meet the unique sealing challenges found in top entry mixers, agitators, and reactors. The Style 23M features generous clearances to handle equipment misalignment and utilizes self-lubricating faces for reliable dry-running operation.

OVERVIEW

- Hydraulically balanced design.
- Cartridge-like installation with setting clips.
- Assembled and preset at the factory for straight-forward installation.
- Easy to install repair kits.

DESIGN OPTIONS INCLUDE

- Debris well / sanitary gland.
- Silicon carbide sleeve when non-metallic materials required.



MATERIALS OF CONSTRUCTION

Faces	Proprietary dry-running carbon vs. Tungsten Carbide
Elastomers	FKM standard
Metallurgy	316 SS standard
Springs	Alloy C-276

FDA-compliant and other materials available upon request.

OPERATING PARAMETERS

Max Temp	FFKM up to 550 °F (287.7 °C)
Max Pressure	Full vacuum (28 inHg) up to 200 psig (13.7 bar)
Max Speed	600 rpm
Max Allowable Misalignment	0.150 max. radial TIR 0.062 max axial TIR 0.032 max seal chamber squareness TIR

Maximum temperature/speed/pressure indicates operating extremes independently and does not imply the seal will function at these extremes at the same time.

23M FEATURES AND BENEFITS

Sleeve

Holds seal together and provides a suitable surface finish for the dynamic elastomer. Silicon carbide option available for non-metallic seal designs.

Dry Running Carbon Seal Face

Self-lubricating during operation, eliminating the need for additional seal support systems.

Snap Retaining Ring

Enables operation in full vacuum.

Monolithic T-Clamp Tungsten Seal Ring

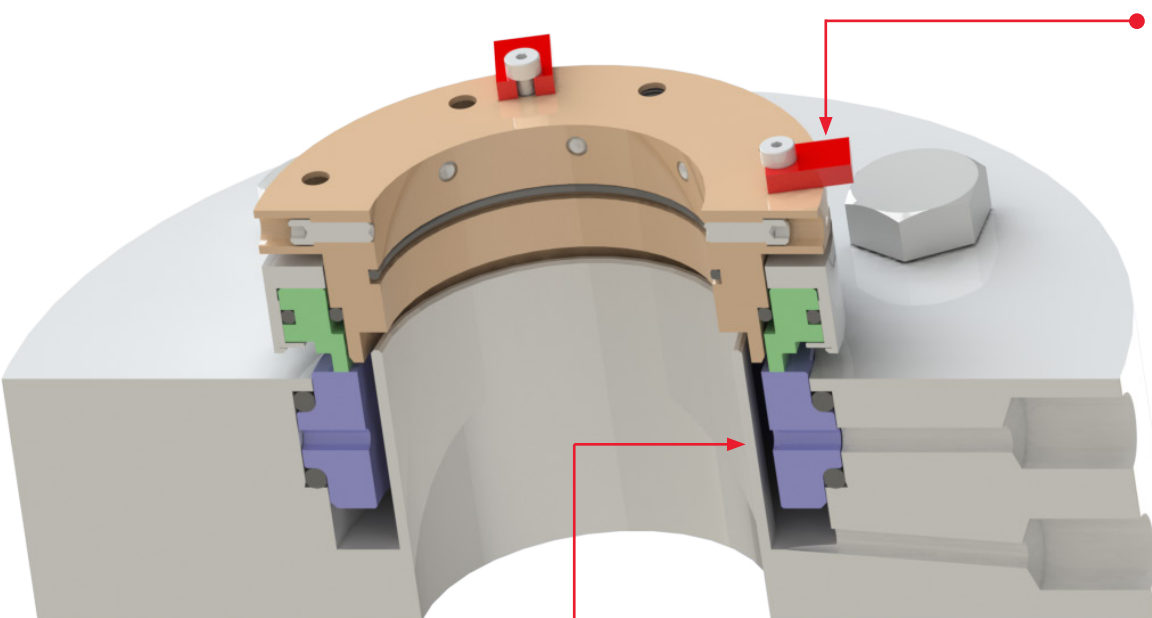
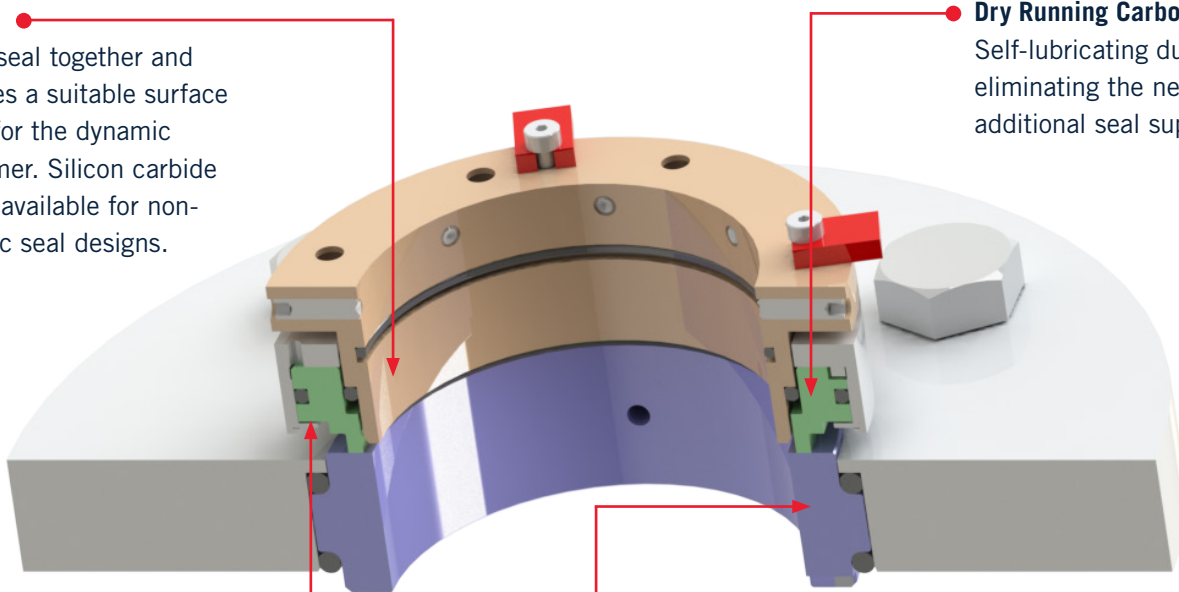
Standard for rugged reliability and flexibly mounted to better handle misalignment.

Set Clip

Advantage allows for simplified installation. Seal components are assembled and factory pre-set for convenient and straightforward seal operation.

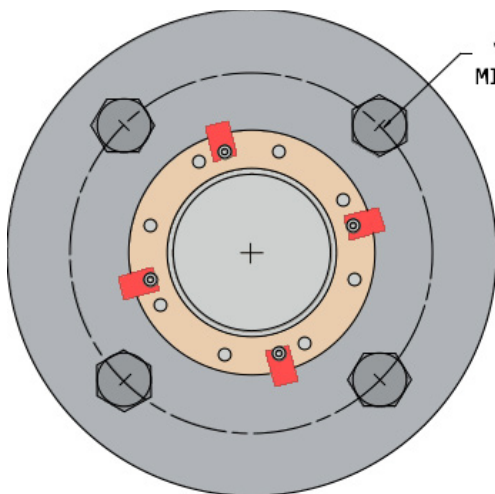
Debris Well / Sanitary Flange / Gland Plate

Prevents product contamination and permits periodic flushing of the flush and drain connections to keep the seal clean.



DASH	A	B	C	D	E	F	G
-12	0.750	1.750	2.106	0.874	0.637	1/2	3.056
-16	1.000	2.000	2.375	1.000	0.743	1/2	3.325
-20	1.250	2.250	2.625	1.000	0.743	1/2	3.575
-24	1.500	2.500	2.875	1.000	0.743	1/2	3.825
-28	1.750	2.750	3.125	1.125	0.808	1/2	4.075
-32	2.000	3.000	3.391	1.125	0.808	1/2	4.341
-36	2.250	3.250	3.641	1.250	0.873	5/8	4.903
-40	2.500	3.500	3.891	1.250	1.010	5/8	5.153
-44	2.750	3.750	4.141	1.250	1.010	5/8	5.403
-48	3.000	4.000	4.597	1.250	1.010	5/8	5.859
-52	3.250	4.250	4.847	1.375	1.095	5/8	6.109
-56	3.500	4.500	5.097	1.375	1.095	5/8	6.359
-60	3.750	4.750	5.493	1.375	1.095	5/8	6.755
-64	4.000	5.000	5.750	1.375	1.095	5/8	7.012
-68	4.250	5.250	6.006	1.375	1.095	5/8	7.268
-72	4.500	5.500	6.262	1.375	1.095	5/8	7.524
-76	4.750	5.750	6.518	1.375	1.095	5/8	7.78
-80	5.000	6.000	6.775	1.375	1.095	5/8	8.037
-84	5.250	6.250	7.031	1.375	1.095	5/8	8.293
-88	5.500	6.500	7.287	1.375	1.095	3/4	8.737
-92	5.750	6.750	7.543	1.375	1.095	3/4	8.993
-96	6.000	7.000	7.800	1.375	1.095	3/4	9.25
-100	6.250	7.250	8.056	1.375	1.095	3/4	9.506
-104	6.500	7.500	8.312	1.375	1.095	3/4	9.762
-108	6.750	7.750	8.568	1.375	1.095	3/4	10.018
-112	7.000	8.000	8.825	1.375	1.095	3/4	10.275

For seals with the debris well option refer to dimensions for a 1/2" larger shaft size.



'F' BOLT ON A
MIN. 'G' BCD

