

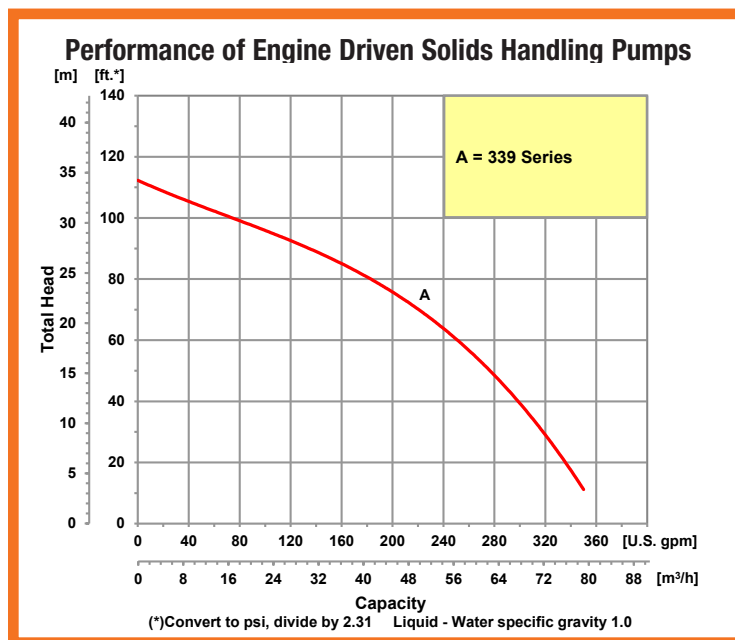
Self-Priming Gasoline & Diesel Driven Solids Handling Pumps

- **Heavy Duty Cast Iron Construction**
- **Viton® Mechanical Seal Options**
- **3" NPT Port Sizes**
- **Self-Priming up to 20 Ft.**
- **Semi-Open, Clog Resistant Impeller**
- **Solids Handling and Dirty Water Design**
- **Engine Options: Honda Gasoline or Hatz Diesel**
- **Electric Start Options Available**
- **Heavy Duty Steel Roll Frame Included**
- **Optional Wheel Kit Available**
- **Built-in Check Valve**



Model 3391-Z5

The AMT line of Engine Driven Solids Handling pumps offers an upgraded debris handling capability in wear resistant cast iron construction. Applications include: high volume liquid transfer, irrigation, dirty water commercial draining and construction. Pumps are designed to handle liquids with solids content or dissolved solids and debris. All models feature durable all cast iron construction and clog-resistant impeller to ensure a long life for the complete pump. Dual volute design reduces radial load on engines.



3" Solids Handling Pumps

Model	Curve	Port	Driver	Seals	Run Time (Hours)	Tank Size (Gal/Ltr.)	Ship Wt. (Lbs.)
3391-Z5	A	3" NPT	Hatz Diesel 1B30 ▲ (Recoil Start)	Viton®	2.8	1.32/5.0	195
3391-V5	A	3" NPT	Honda GX270 ++ ▲	Viton®	2.5	1.40/5.2	170

Construction: Cast Iron

Maximum Solids Handling Capacity: 3/4" Diameter

♦ HP Class represents market category and is not intended to define actual horsepower

(*) Standard NPT pipe thread

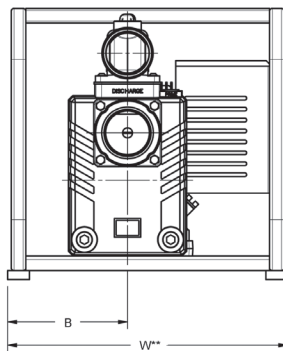
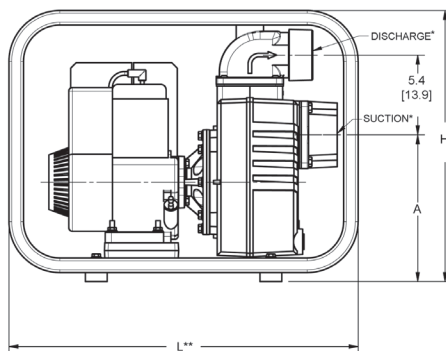
(**) This dimension may vary due to engine manufacturer's specifications.

NOTE: Dimensions are in inches (centimeters) and have a tolerance of $\pm 1/8"$.

++ 12V DC Electric Start (Battery Not Included)

▲ Oil Alert Included

Model	HP Class ♦	SUC*	DIS*	L**	W**	H
339 Series	8 HP	3" NPT	3" NPT	31.0 [78.7]	22.5 [57.1]	23.6 [59.9]



Optional Wheel Kit For Roll Frame Pumps

Model	Features	Ship Wt. (Lbs.)
C402-90	Includes 10" semi-pneumatic tires on steel wheels with steel clamps and handles for universal mounting to frame.	25

Standard Features

- Viton® Mechanical Seals
- Self-primers to 20 Ft.
- Semi-open, Clog Resistant Cast Iron Impeller
- Stainless Steel Shaft Sleeve
- Maximum Temperature:
Buna-N 180° F
Viton® 200° F
- Maximum Working Pressure 75 PSI
- Wear Resistant Cast Iron Construction and Solids Handling Impeller
- Built-in Check Valve
- Heavy Duty Steel Roll Frame Included
- Pipe Nipple/Discharge Elbow/Strainer
 - 316 Series Includes: (1) Pipe Nipples, (1) Discharge Elbow & (1) Strainer
 - 339 Series Includes:
(1) Pipe Nipple, (1) MNPT Discharge Elbow & (1) Strainer
- QSP – Quick Ship Pumps for Many Models