

**CALL TOLL FREE 877-742-2878 FOR SALES AND SUPPORT.
CLICK [HERE](#) TO RETURN TO WEBSITE.**




SEALLESS ETFE-lined, magnet drive centrifugal pump

Ansimag K-Plus

Sealless Magnetic Drive Pump

(K-Plus328 Shown)



The Ansimag K-Plus is an ANSI/ASME compliant, sealless, non-metallic, magnet drive centrifugal pump.

- Flows to 675GMP (153m³/hr)
- Total Dynamic Head to 320ft (97m)

The K-Plus is ideal for most corrosive or acidic applications in the Chemical, Specialty Chemical, Steel, Municipal Water and Wastewater and Produce Water Transfer in Upstream Oil and Gas industries.

APPLICATIONS

- Corrosive & Toxic Services
- Chemical Processing & Transfer
- Water Supply, Pollution & Wastewater

Specifications

Heads To	8 to 320ft	2 to 67m	60HZ: 2.5 to 97m
Flows To	5 to 675gpm	1 to 125m ³ /hr	60HZ: 1 to 153m ³ /hr
Max Power	30 hp	22 kW	
Temp Range	-20 to 250°F (SS -120 to 250°F)	-30 to 120°C (SS -84 to 120°C)	
Number of Stages	1		
Max Case Working Pressure	285 psi	19.3 kg/cm ²	
Standard Delivery	2 weeks		
Materials of Construction	Carbon Fiber ETFE, Glass Fiber Reinforced PFA (impeller parts), ETFE or PFA lined ductile iron (casing)		
Bearing Materials Available	Silicon Carbide Carbon Graphite		
Hydrotest Pressure	430 psi	30 kg/cm ²	
Max Viscosity	900 SSU (200 centistokes)		
Industry Standard	ANSI/ASME		
Solids Range	to 20%		
Motor Details	NEMA, IEC		
Mounting Configurations	Horizontal close coupled, Horizontal long coupled		
Dimensional Standards	ANSI/ASME B73.3 ISO 2858 JIS B8313 (seamless replacement of B73.1 pumps)		
Number of Available Hydraulics...	8		
Seal Configurations Available	Sealless		
Available Flanges	ANSI/ASME Class 150 RF		

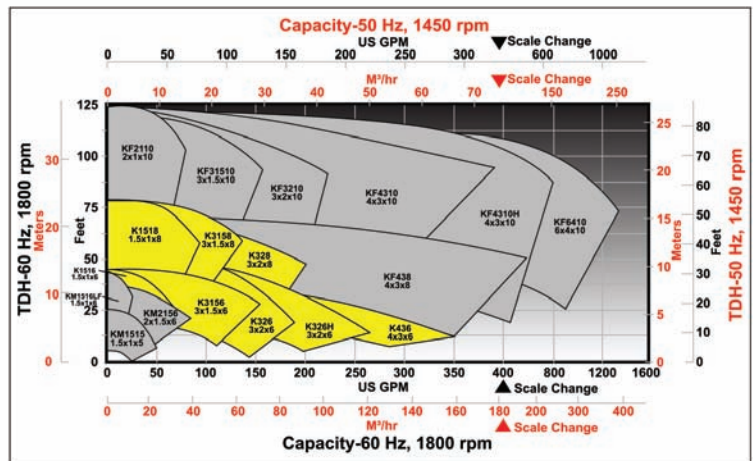
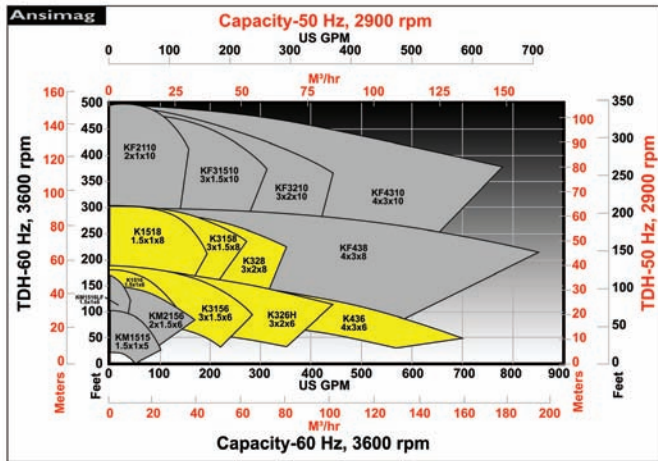

Sundyne Ansimag impellers feature a fully encapsulated magnetic drive design that provides more than a dozen different engineering improvements. Along with dramatically reduced inventory and maintenance costs, these impellers provide superior resistance to deterioration and corrosion resulting from chemical handling, as well as increased efficiency.



- Produce Water Transfer at well pad
- Brine Injection & Disposal
- Agrochemicals
- Reactor Feed
- Industrial Waste
- Coatings & Plastics
- Mineral Processing
- Metal Pickling & Plating
- Cargo Loading & Unloading
- Battery Manufacturing

Impeller
- Locking mechanism permits impeller to be used with multiple magnet drive sizes for maximum parts interchangeability.
- Fully enclosed design minimizes axial thrust over wide operating range.

Inner Magnet Drive
- Advance molding process fully encapsulates magnets, eliminating all plastic welding that often leads to chemical attack.
- Locking mechanism permits magnet drive to be used with multiple impeller sizes for maximum parts interchangeability.



Visit our website at: www.sundyne.com