








Technical Data



Pump tubes			MMS-PP MSL-PP 41-R SS/HC	MMS-PP MSL-PP 41-L SS/HC	MMS-PVDF MSL-PVDF 41-R HC	MMS-PVDF MSL-PVDF 41-L HC	MMS-ALU MSL-ALU 41-R	MMS-ALU MSL-ALU 41-L	MMS-SS MSL-SS 41-R	MMS-SS MSL-SS 41-L
Mechanical Seal (MS) Sealless (SL)			MS / SL	MS / SL	MS / SL	MS / SL	MS / SL	MS / SL	MS / SL	MS / SL
Max. Temperature			122 °F	122 °F	212 °F	212 °F	212 °F	212 °F	212 °F	212 °F
Type of impeller			Rotor	Impeller	Rotor	Impeller	Rotor	Impeller	Rotor	Impeller
Zone 0			No	No	No	No	No	No	Yes	Yes
 B 28	Quantity*	Up to GPM	48	24	48	24	48	24	54	28.5
	Delivery head*	Up to FT	33	69	33	69	33	69	40	66
	Viscosity**	Up to cps	400/600	1000/1200	400/600	1000/1200	400/600	1000/1200	600/1000	1000/1200
	Spec. gravity***	Up to	1.5	2.0	1.5	2.0	1.5	2.0	1.5	2.0
	Weight lbs.	Motor + pump tube	9.7	9.7	10.8	10.8	10.4	10.4	13.5	13.5
 B 36 / MI 4	Quantity*	Up to GPM	45	23	45	23	45	23	54.5	29
	Delivery head*	Up to FT	31	69	31	69	31	69	36	68.5
	Viscosity**	Up to cps	300/600	500/900	300/600	500/900	300/600	500/900	300/900	500/1100
	Spec. gravity***	Up to	1.1	1.4	1.1	1.4	1.1	1.4	1.1	1.4
	Weight lbs.	Motor + pump tube	7.4	7.4	9.9	9.9	9.5	9.5	12.6	12.6
 MA II 5-120 B 55-T-5	Quantity*	Up to GPM	42	21	42	21	42	21	48	25
	Delivery head*	Up to FT	26	56	26	56	26	56	31	52.5
	Viscosity**	Up to cps	100/500	600/1000	100/500	600/1000	100/500	600/1000	100/600	400/1000
	Spec. gravity***	Up to	1.2	1.6	1.2	1.6	1.2	1.6	1.2	1.6
	Weight lbs.	Motor + pump tube	14.5	14.5	15.6	15.6	15.2	15.2	18.3	18.3
 MD-1/MD-2	Quantity*	Up to GPM	48	23	48	23	48	23	53	26
	Delivery head*	Up to FT	33	69	33	69	33	69	33	42.5
	Viscosity**	Up to cps	850/850	1100/1100	850/850	1100/1100	850/850	1100/1100	850/850	1100/1100
	Spec. gravity***	Up to	1.2	1.6	1.2	1.6	1.2	1.6	1.2	1.6
	Weight lbs.	Motor + pump tube	5.9	5.9	7	7	6.6	6.6	9.7	9.7
 4 GT	Quantity*	Up to GPM	32	18	32	18	32	18	41.5	22.5
	Delivery head*	Up to FT	20	36	20	36	20	36	24.5	43
	Viscosity**	Up to cps	400/400	900/900	400/400	900/900	400/400	900/900	300/300	600/600
	Spec. gravity***	Up to	1.2	1.6	1.2	1.6	1.3	1.6	1.2	1.6
	Weight lbs.	Motor + pump tube	4.9	4.9	6	6	5.6	5.6	8.7	8.7
 SILVER STAR ME I 6	Quantity*	Up to GPM	×	×	×	×	×	×	48.5	27
	Delivery head*	Up to FT	×	×	×	×	×	×	33	54
	Viscosity**	Up to cps	×	×	×	×	×	×	300/500	600/750
	Spec. gravity***	Up to	×	×	×	×	×	×	1.3	1.7
	Weight lbs.	Motor + pump tube	×	×	×	×	×	×	20.7	20.7
 MA 3-12V	Quantity*	Up to GPM	24	12	24	12	24	12	39.5	22
	Delivery head*	Up to FT	12	24	12	24	12	24	19.5	33
	Viscosity**	Up to cps	1/100	1/100	1/100	1/100	1/100	1/100	1/100	1/100
	Spec. gravity***	Up to	1.2	1.8	1.2	1.8	1.2	1.8	1.2	1.6
	Weight lbs.	Motor + pump tube	12.8	12.8	13.9	13.9	13.5	13.5	16.6	16.6

*Determined with water at 68 °F.

** Determined with oil.
Continuous/
intermittent duty (10 min.)

***Determined with 10 feet 3/4" hose and open discharge.
Higher densities possible for shorter operating periods.

× Not a suggested combination