



Culinaire

INDUSTRY
KITCHENS

www.industrykitchens.com.au 1800 611 058

Technical Data Sheet

CH.BMH.I.8

Bain Marie Hot Cupboard Heated

Island



Product Code:

- CH = Culinaire Heated
- BMH = Bain Marie Hot Cupboard
- I = Island
- 8 = 8 Modules

Optional Extras:

Radius Well

- Add R to code CH.BMH.IR.8
(If Required, must be nominated at time of order)

Left Hand Controls

- Add L to code CH.BMH.I.L.8
(If Required, must be nominated at time of order)
- CH.BMH.IR.L.8

Work Shelf

CA.WS.8

Accessories:

Cross Pan Dividers

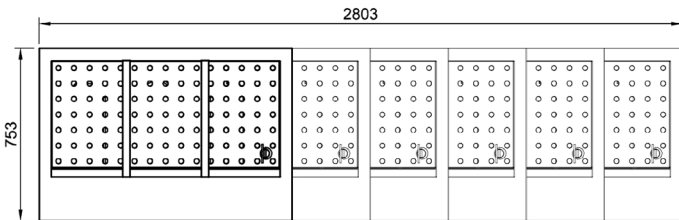
- To suit smaller GN pans CA.PXS

Technical Data:

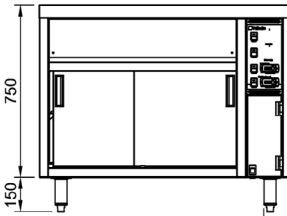
- Dimensions: W x D x H: 2803 x 753 x 900
- Total Connected Load: 9.6kW
- Electrical Connection: 240V 3Ø + N + E
- Phase 1 Connection:
- Phase 2 Connection:
- Phase 3 Connection:
- Water Connection: 15mm
- Waste Connection: 50mm

Product Information:

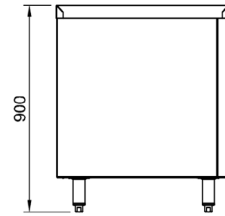
- Comes complete with stainless steel timber backed island bench top fitted to the CH.BMH.U.
- Adjustable digital temperature controller allows food to be held between +65°C to +90°C (food must be heated above 65°C before being placed in bain marie or hot cupboard)
- Wet or dry operation to bain marie (temperature varies greatly when run dry, should not be left unattended for long periods of time)
- Hot cupboard features a fan forced heating system which offers energy efficiency, faster heat up times and even heat distribution
- Top mounted easy glide doors that do not sit in a bottom track, eliminates dirt trap
- Double skinned air insulated on all sides to minimise heat to external panels
- Robust construction from 304 grade stainless steel with a No.4 finish
- Water inlet at opposite end to drain for ease of cleaning
- Ready for connection to hot water inlet and waste with all valves supplied and fitted
- Supplied with 1 chrome plated steel wire shelf per door
- Bain marie suits gastronorm pans up to 150mm deep (sold separately)
- Stainless steel work shelf fitted to fold down brackets can be added as an optional extra at the time of ordering. This item is factory fitted at the time of manufacture



Plan View



Front Elevation



End Elevation

Service
121 - Connections



Proudly Manufactured
in Australia

Due to continuous product research and development, the information contained herein is subject to change without notice

Manufactured By:

Tom Stoddart Pty Ltd. ABN 16 009690251
39 Forest Way, Karawatha 4117 Queensland Australia
Tel : +61 7 3440 7600 Fax : +61 7 33441000
Web site: www.stoddart.com.au

