



HydroTap G5 BCSHA100 5-in-1 Touch-Free Wave tap with Arc Mixer Chrome

Boiling Chilled Sparkling

 **Finish:** Chrome

Product code: H5W876Z00AU

Capacity: Commercial

Zip HydroTap Touch-Free Wave 5 in 1 Boiling, Chilled, Sparkling, Filtered water plus Hot and Cold washing up water from two separate taps. The system uses smart infrared 100% touch-free operation that is activated with the Wave of a hand. The water system features a single under bench command centre including full colour interactive touch screen display with pin code protection and customisable settings including boiling water safety mode, 2 energy saving modes including ON/OFF timers and 2 hour sleep mode, 'Quiet' mode with automated intelligent fan speed adjustment, antimicrobial protection impregnated into key water paths for enhanced hygiene, 100% water efficient air cooled technology, 0.2 micron water filtration, and a refillable CO2 cylinder. Easy to install integrated ventilation tray included.

Specifications

Product name	HydroTap G5 BCSHA100 5-in-1 Touch-Free Wave tap with Arc Mixer Chrome
Product code	H5W876Z00AU
Filtered water type	BCSHA
Product approvals	WaterMark, RCM, ARC
WELS rating	5 Star, 6 litres
Warranty	5 years (appliance warranty 36 months plus additional 24 months tank warranty)

Capacity, weight & dimensions

Number of people	61-100
Boiling cups per hour	240
Chilled cups per hour	175
Combined chilled and sparkling cups per hour	175

Plumbing

Water supply requirements	Cold
Water connection	1/2" BSP (G1/2)
Water valves	Integrated 500kPa Pressure limiting valve and Dual Check Valve
Water pressure	Min 300kPa - Max 700kPa

Electrical

Power rating	2.15kW 220-240V 50Hz
Power supply	2 × 10 Amp socket outlets
Booster power rating	Zip HydroTap Booster 2.2kW 220-240V 50/60Hz

Tap design

Tap	Zip HydroTap Touch-Free Wave tap (Chrome)
------------	---

HydroTap style	Touch-Free Wave
-----------------------	-----------------

Mixer tap style	Arc
------------------------	-----

Finish	Chrome
---------------	--------

Command centre

Dimensions	W395mm x D487mm x H333mm
-------------------	--------------------------

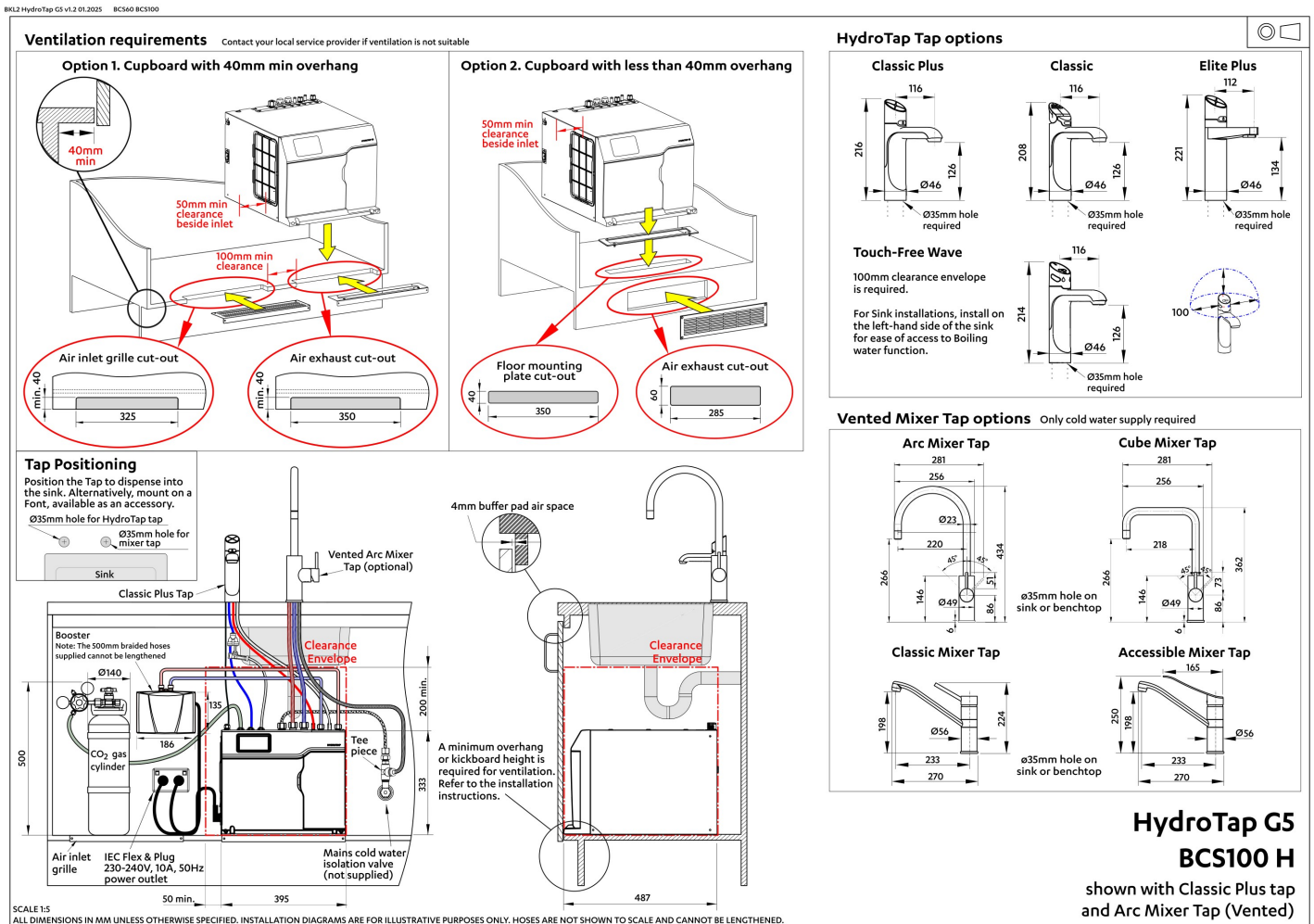
Installation

Installation requirements





1. Installation and connection of your Zip HydroTap must be carried out by a qualified person, observing national and local regulations.
2. You will require suitable mains electrical and drinking water connections, plus waste water drainage all within 1.5 metres of the product.
3. **Discrete cabinetry cut outs are required for airflow. 40mm minimum clearance on cupboard base overhang required otherwise alternative installation options are available.**
4. Installation on most bench tops is straightforward however some stone bench tops may require a specialised cutting service.
5. If you live in a hard water area, we recommend installation of a Zip scale filtration kit.
6. Installation by Zip Professional Service can be arranged with a phone call or through www.zipwater.com/book-service-visit

Files

Installation Layout 3D (DWG)




















BIM files

			
↓ ArchiCAD Swift Globals Library (LCF)	↓ ArchiCAD Zip Water Library (LCF)	↓ Revit Project File (RFA)	↓ Revit Virtual Showroom (RVT)


[↓ Download all](#)

Certifications

						
						
						
↓ ARC (PDF)	↓ Environment ISO (PDF)	↓ Environmental Product Declaration Brochure (PDF)	↓ Filter performance (PDF)	↓ Health & Safety (PDF)	↓ HydroTap Clean SDS (PDF)	↓ Quality ISO (PDF)

Manuals & brochures




 Brochure (PDF)




 CO₂ MSDS (PDF)




 Instruction manual (PDF)





 Quick guide (PDF)



 Tap operation label (PDF)



 User manual (PDF)

 Download all