



## HydroTap G5 BCHA100 4-in-1 Arc Plus tap with Arc Mixer Chrome

Boiling Chilled

 **Finish:** Chrome

**Product code:** H5L824Z00AU

**Capacity:** Commercial

Zip HydroTap Design Range 4 in 1 Boiling, Chilled, Filtered water plus Hot and Cold washing up water from two separate taps. This water system features a single under bench command centre including full colour interactive touch screen display with pin code protection and customisable settings including boiling water safety mode, 3 energy saving modes including ON/OFF timers and 2 hour sleep mode, 'Quiet' mode with automated intelligent fan speed adjustment, antimicrobial protection impregnated into key water paths for enhanced hygiene, 100% water efficient air cooled technology, 0.2 micron water filtration, and a refillable CO2 cylinder. Easy to install integrated ventilation tray included.

## Specifications

Product name	HydroTap G5 BCHA100 4-in-1 Arc Plus tap with Arc Mixer Chrome
Product code	H5L824Z00AU
Filtered water type	BCHA
Product approvals	WaterMark, RCM, ARC
WELS rating	5 Star, 6 litres
Warranty	5 years (appliance warranty 36 months plus additional 24 months tank warranty)

## Capacity, weight & dimensions

Number of people	61-100
Boiling cups per hour	240
Chilled cups per hour	175

## Plumbing

Water supply requirements	Cold
Water connection	1/2" BSP (G1/2)
Water valves	Integrated 500kPa Pressure limiting valve and Dual Check Valve
Water pressure	Min 300kPa - Max 700kPa

## Electrical

Power rating	2.1kW 220-240V 50Hz
Power supply	2 × 10 Amp socket outlets

## Tap design

Tap	Zip HydroTap Design Range ARC Plus Tap (Chrome)
HydroTap style	Arc Plus
Mixer tap style	Arc
Finish	Chrome
Disability options	no

# Command centre

Dimensions

W395mm x D487mm x H333mm

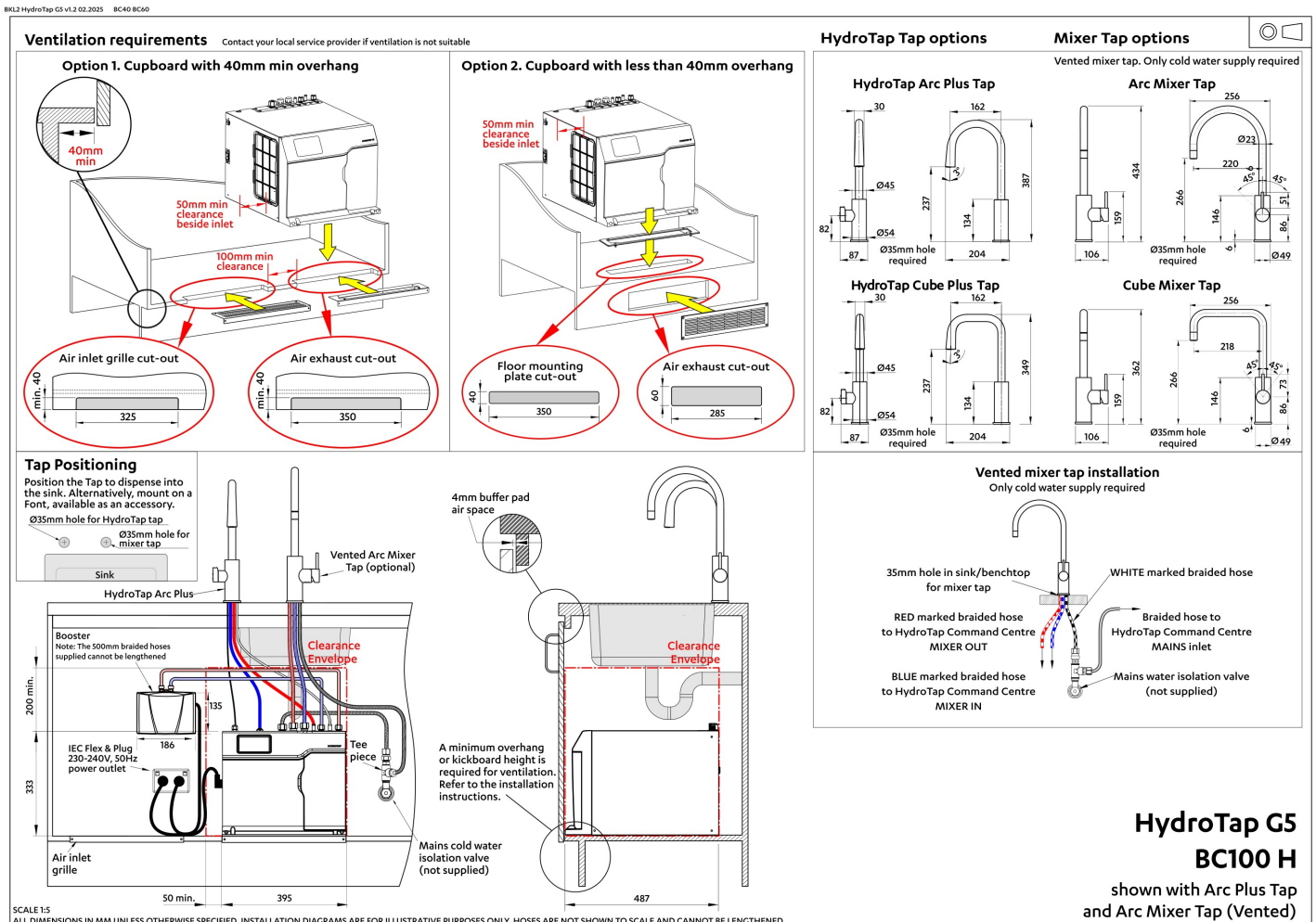
## Installation

### Installation requirements

1. Installation and connection of your Zip HydroTap must be carried out by a qualified person, observing national and local regulations.
2. You will require suitable mains electrical and drinking water connections, plus waste water drainage all within 1.5 metres of the product.
3. **Discrete cabinetry cut outs are required for airflow. 40mm minimum clearance on cupboard base overhang required otherwise alternative installation options are available.**
4. Installation on most bench tops is straightforward however some stone bench tops may require a specialised cutting service.
5. If you live in a hard water area, we recommend installation of a Zip scale filtration kit.
6. Installation by Zip Professional Service can be arranged with a phone call or through [www.zipwater.com/book-service-visit](http://www.zipwater.com/book-service-visit)

### Files

Installation Layout 3D (DWG)




















Installation Layout (PDF)

# BIM files

			
<a href="#">↓ ArchiCAD Swift Globals Library (LCF)</a>	<a href="#">↓ ArchiCAD Zip Water Library (LCF)</a>	<a href="#">↓ Revit Project File (RFA)</a>	<a href="#">↓ Revit Virtual Showroom (RVT)</a>

[↓ Download all](#)

# Certifications

						
						
						
<a href="#">↓ ARC (PDF)</a>	<a href="#">↓ Environment ISO (PDF)</a>	<a href="#">↓ Environmental Product Declaration Brochure (PDF)</a>	<a href="#">↓ Filter performance (PDF)</a>	<a href="#">↓ Health &amp; Safety (PDF)</a>	<a href="#">↓ HydroTap Clean SDS (PDF)</a>	<a href="#">↓ Quality ISO (PDF)</a>

# Manuals & brochures



 Brochure (PDF)



 Instruction manual (PDF)



 Quick guide (PDF)



 Tap operation label (PDF)



 User manual (PDF)

 Download all