



HydroTap G5 BCHA60 4-in-1 Arc Plus tap with Arc Mixer Chrome

Boiling Chilled



Finish: Chrome

Product code: H5L823Z00AU

Capacity: Commercial

Zip HydroTap Design Range 4 in 1 Boiling, Chilled, Filtered water plus Hot and Cold washing up water from two separate taps. This water system features a single under bench command centre including full colour interactive touch screen display with pin code protection and customisable settings including boiling water safety mode, 3 energy saving modes including ON/OFF timers and 2 hour sleep mode, 'Quiet' mode with automated intelligent fan speed adjustment, antimicrobial protection impregnated into key water paths for enhanced hygiene, 100% water efficient air cooled technology, 0.2 micron water filtration, and a refillable CO2 cylinder. Easy to install integrated ventilation tray included.

Specifications

Product name	HydroTap G5 BCHA60 4-in-1 Arc Plus tap with Arc Mixer Chrome
Product code	H5L823Z00AU
Filtered water type	BCHA
Product approvals	WaterMark, RCM, ARC
Wels rating	5 Star, 6 litres
Warranty	5 years (appliance warranty 36 months plus additional 24 months tank warranty)

Capacity, weight & dimensions

Number of people	41-60
Boiling cups per hour	160
Chilled cups per hour	175

Plumbing

Water supply requirements	Cold
Water connection	1/2" BSP (G1/2)
Water valves	Integrated 500kPa Pressure limiting valve and Dual Check Valve
Water pressure	Min 300kPa - Max 700kPa

Electrical

Power rating	2.1kW 220-240V 50Hz
Power supply	1 × 10 Amp socket outlet

Tap design

Tap	Zip HydroTap Design Range ARC Plus Tap (Chrome)
HydroTap style	Arc Plus
Mixer tap style	Arc
Finish	Chrome
Disability options	no

Command centre

Dimensions

W395mm x D487mm x H333mm

Installation

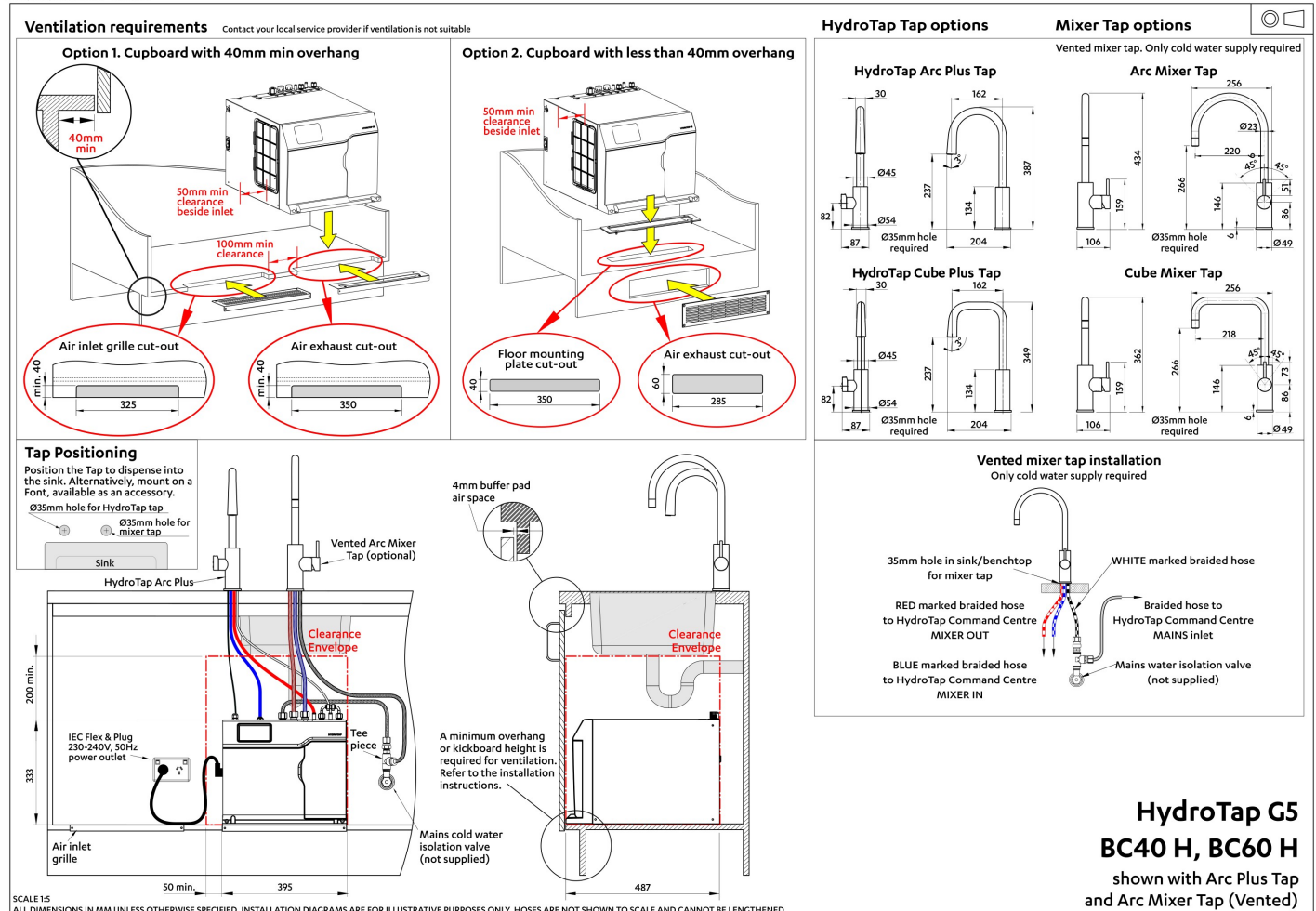
Installation requirements

1. Installation and connection of your Zip HydroTap must be carried out by a qualified person, observing national and local regulations.
2. You will require suitable mains electrical and drinking water connections, plus waste water drainage all within 1.5 metres of the product.
3. **Discrete cabinetry cut outs are required for airflow. 40mm minimum clearance on cupboard base overhang required otherwise alternative installation options are available.**
4. Installation on most bench tops is straightforward however some stone bench tops may require a specialised cutting service.
5. If you live in a hard water area, we recommend installation of a Zip scale filtration kit.
6. Installation by Zip Professional Service can be arranged with a phone call or through www.zipwater.com/book-service-visit

Files

Installation Layout 3D (DWG)

BKL2 HydroTap G5 v1.2 02.2025 BC40 BC60




















Installation Layout (PDF)

BIM files

			
↓ ArchiCAD Swift Globals Library (LCF)	↓ ArchiCAD Zip Water Library (LCF)	↓ Revit Project File (RFA)	↓ Revit Virtual Showroom (RVT)

[↓ Download all](#)

Certifications

						
						
						
↓ ARC (PDF)	↓ Environment ISO (PDF)	↓ Environmental Product Declaration Brochure (PDF)	↓ Filter performance (PDF)	↓ Health & Safety (PDF)	↓ HydroTap Clean SDS (PDF)	↓ Quality ISO (PDF)

Manuals & brochures



 Brochure (PDF)



 Instruction manual (PDF)



 Quick guide (PDF)



 Tap operation label (PDF)



 User manual (PDF)

 Download all