



## HydroTap G5 BCHA100 4-in-1 Elite Plus tap with Arc Mixer Chrome

Boiling Chilled

 **Finish:** Chrome

**Product code:** H5E824Z00AU

**Capacity:** Commercial

Zip HydroTap Design Range 4 in 1 Boiling, Chilled, Filtered water plus Hot and Cold washing up water from two separate taps. This water system features a single under bench command centre including full colour interactive touch screen display with pin code protection and customisable settings including boiling water safety mode, 2 energy saving modes including ON/OFF timers and 2 hour sleep mode, 'Quiet' mode with automated intelligent fan speed adjustment, antimicrobial protection impregnated into key water paths for enhanced hygiene, 100% water efficient air cooled technology, 0.2 micron water filtration, and 2 disposable CO2 cylinders. Easy to install integrated ventilation tray included.

# Specifications

|                     |                                                                                |
|---------------------|--------------------------------------------------------------------------------|
| Product name        | HydroTap G5 BCHA100 4-in-1 Elite Plus tap with Arc Mixer Chrome                |
| Product code        | H5E824Z00AU                                                                    |
| Filtered water type | BCHA                                                                           |
| Product approvals   | WaterMark, RCM, ARC                                                            |
| WELS rating         | 5 Star, 6 litres                                                               |
| Warranty            | 5 years (appliance warranty 36 months plus additional 24 months tank warranty) |

# Capacity, weight & dimensions

|                       |        |
|-----------------------|--------|
| Number of people      | 61-100 |
| Boiling cups per hour | 240    |
| Chilled cups per hour | 175    |

# Plumbing

|                           |                                                                |
|---------------------------|----------------------------------------------------------------|
| Water supply requirements | Cold                                                           |
| Water connection          | 1/2" BSP (G1/2)                                                |
| Water valves              | Integrated 500kPa Pressure limiting valve and Dual Check Valve |
| Water pressure            | Min 250kPa - Max 700kPa                                        |

# Electrical

|                      |                                             |
|----------------------|---------------------------------------------|
| Power rating         | 2.1kW 220-240V 50Hz                         |
| Power supply         | 2 × 10 Amp socket outlets                   |
| Booster power rating | Zip HydroTap Booster 2.2kW 220-240V 50/60Hz |

# Tap design

|                 |                                                   |
|-----------------|---------------------------------------------------|
| Tap             | Zip HydroTap Design Range ELITE PLUS Tap (Chrome) |
| HydroTap style  | Elite Plus                                        |
| Mixer tap style | Arc                                               |
| Finish          | Chrome                                            |

# Command centre

Dimensions

W395mm x D487mm x H333mm

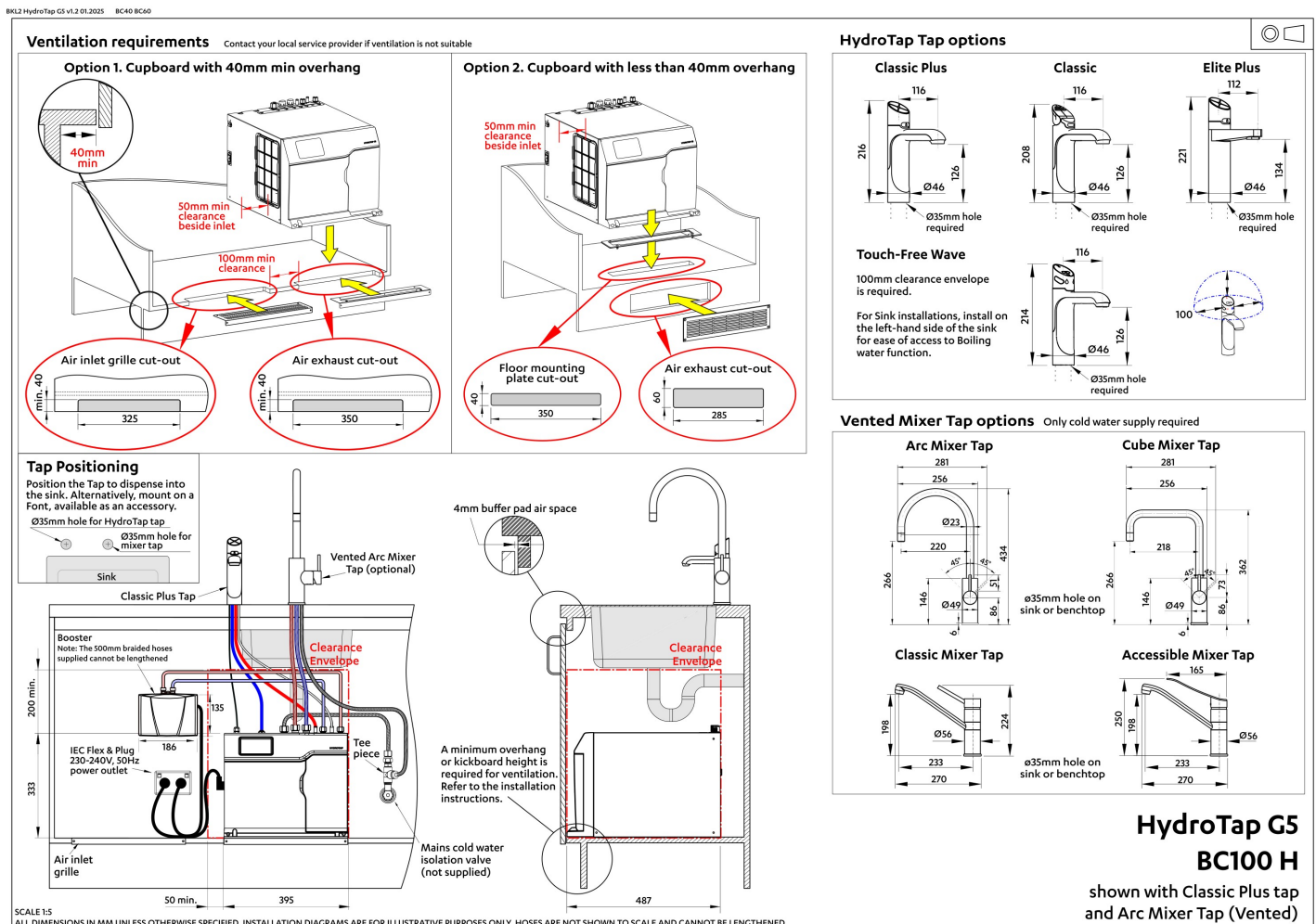
## Installation

### Installation requirements

1. Installation and connection of your Zip HydroTap must be carried out by a qualified person, observing national and local regulations.
2. You will require suitable mains electrical and drinking water connections, plus waste water drainage all within 1.5 metres of the product.
3. **Discrete cabinetry cut outs are required for airflow. 40mm minimum clearance on cupboard base overhang required otherwise alternative installation options are available.**
4. Installation on most bench tops is straightforward however some stone bench tops may require a specialised cutting service.
5. If you live in a hard water area, we recommend installation of a Zip scale filtration kit.
6. Installation by Zip Professional Service can be arranged with a phone call or through [www.zipwater.com/book-service-visit](http://www.zipwater.com/book-service-visit)

### Files

Installation Layout 3D (DWG)




















Installation Layout (PDF)

# BIM files

|                                                                                  |                                                                                   |                                                                                   |                                                                                   |
|----------------------------------------------------------------------------------|-----------------------------------------------------------------------------------|-----------------------------------------------------------------------------------|-----------------------------------------------------------------------------------|
|  |  |  |  |
| <a href="#">↓ ArchiCAD Swift<br/>Globals Library<br/>(LCF)</a>                   | <a href="#">↓ ArchiCAD Zip Water<br/>Library (LCF)</a>                            | <a href="#">↓ Revit Project File<br/>(RFA)</a>                                    | <a href="#">↓ Revit Virtual<br/>Showroom (RVT)</a>                                |

[↓ Download all](#)

# Certifications


|                                                                                    |                                                                                     |                                                                                     |                                                                                     |                                                                                      |                                                                                       |                                                                                       |
|------------------------------------------------------------------------------------|-------------------------------------------------------------------------------------|-------------------------------------------------------------------------------------|-------------------------------------------------------------------------------------|--------------------------------------------------------------------------------------|---------------------------------------------------------------------------------------|---------------------------------------------------------------------------------------|
|    |    |    |    |   |    |    |
|  |  |  |                                                                                     |                                                                                      |                                                                                       |                                                                                       |
|  |  |  |  |  |  |  |
| <a href="#">↓ ARC (PDF)</a>                                                        | <a href="#">↓ Environment ISO<br/>(PDF)</a>                                         | <a href="#">↓ Environmental<br/>Product Declaration<br/>Brochure (PDF)</a>          | <a href="#">↓ Filter performance<br/>(PDF)</a>                                      | <a href="#">↓ Health &amp; Safety<br/>(PDF)</a>                                      | <a href="#">↓ HydroTap Clean<br/>SDS (PDF)</a>                                        | <a href="#">↓ Quality ISO (PDF)</a>                                                   |

# Manuals & brochures



 Brochure (PDF)




 Instruction manual (PDF)



 Quick guide (PDF)



 Tap operation label (PDF)



 User manual (PDF)

 Download all