



HydroTap G5 BCS100 Elite Plus Chrome

Boiling Chilled Sparkling



Finish: Chrome

Product code: H5E763Z00AU

Capacity: Commercial

Zip HydroTap Design Range Boiling, Chilled, Sparkling, Filtered water tap features a single under bench command centre including full colour interactive touch screen display with pin code protection and customisable settings including boiling water safety mode, 2 energy saving modes including ON/OFF timers and 2 hour sleep mode, 'Quiet' mode with automated intelligent fan speed adjustment, antimicrobial protection impregnated into key water paths for enhanced hygiene, 100% water efficient air cooled technology, 0.2 micron water filtration, and a refillable CO2 cylinder. Easy to install integrated ventilation tray included.

Specifications

Product name	HydroTap G5 BCS100 Elite Plus Chrome
Product code	H5E763Z00AU
Filtered water type	BCS
Product approvals	WaterMark, RCM, ARC
Warranty	5 years (appliance warranty 36 months plus additional 24 months tank warranty)

Capacity, weight & dimensions

Number of people	61-100
Boiling cups per hour	240
Chilled cups per hour	175

Plumbing

Water supply requirements	Cold
Water connection	1/2" BSP (G1/2)
Water valves	Integrated 500kPa Pressure limiting valve and Dual Check Valve
Water pressure	Min 250kPa - Max 700kPa

Electrical

Power rating	2.15kW 220-240V 50Hz
Power supply	2 × 10 Amp socket outlets
Booster power rating	Zip HydroTap Booster 2.2kW 220-240V 50/60Hz

Tap design

Tap	Zip HydroTap Design Range ELITE PLUS Tap (Chrome)
HydroTap style	Elite Plus
Finish	Chrome

Command centre

Dimensions

W395mm x D487mm x H333mm

Installation

Installation requirements

1. Installation and connection of your Zip HydroTap must be carried out by a qualified person, observing national and local regulations.
2. You will require suitable mains electrical and drinking water connections, plus waste water drainage all within 1.5 metres of the product.
3. **Discrete cabinetry cut outs are required for airflow. 40mm minimum clearance on cupboard base overhang required otherwise alternative installation options are available.**
4. Installation on most bench tops is straightforward however some stone bench tops may require a specialised cutting service.
5. If you live in a hard water area, we recommend installation of a Zip scale filtration kit.
6. Installation by Zip Professional Service can be arranged with a phone call or through www.zipwater.com/book-service-visit

Files

Installation Layout 3D (DWG)

Installation Layout 3D (DWG)

Installation Layout (PDF)

Ventilation requirements Contact your local service provider if ventilation is not suitable

Option 1. Cupboard with 40mm min overhang

- 40mm min clearance beside inlet
- 50mm min clearance beside inlet
- 100mm min clearance
- Air inlet grille cut-out (min. 40mm, 325mm)
- Air exhaust cut-out (min. 40mm, 350mm)

Option 2. Cupboard with less than 40mm overhang

- 50mm min clearance beside inlet
- Floor mounting plate cut-out (40mm, 350mm)
- Air exhaust cut-out (60mm, 285mm)

Tap Positioning

Position the Tap to dispense into the sink. Alternatively, mount on a Font, available as an accessory.

Classic Plus tap

Raised Font with Extension (optional accessory)

4mm buffer pad air space

HydroTap Tap options

- Classic Plus**: 116mm, 216mm, 126mm, Ø46mm, Ø35mm hole required
- Classic**: 116mm, 208mm, 126mm, Ø46mm, Ø35mm hole required
- Elite Plus**: 112mm, 221mm, 134mm, Ø46mm, Ø35mm hole required
- Touch-Free Wave**: 116mm, 214mm, 126mm, Ø46mm, Ø35mm hole required. 100mm clearance envelope is required. For Sink installations, install on the left-hand side of the sink for ease of access to Boiling water function.

Font options

- Raised Font with 135mm Extension part no. 95258**: 116mm, 260mm, 351mm, Ø46mm, 116mm, 268mm, 20mm
- Font with 135mm Extension part no. 90915**: 116mm, 260mm, 351mm, Ø46mm, 104mm, Ø219mm

Cutting detail





- Left: Ø10 for M6 stud, Ø86 hole for bowl, Ø35 hole for tap, 116mm, 164mm, 152mm
- Right: Ø108 hole for bowl, Ø35 hole for tap, Ø10 for M6 stud, 60mm, 104mm, Ø219mm

HydroTap G5 BCS100

shown with Classic Plus tap and Raised Font (optional accessory)










SCALE 1:5
ALL DIMENSIONS IN MM UNLESS OTHERWISE SPECIFIED. INSTALLATION DIAGRAMS ARE FOR ILLUSTRATIVE PURPOSES ONLY. HOSES ARE NOT SHOWN TO SCALE AND CANNOT BE LENGTHENED.








BIM files

 <p>LCF</p>	 <p>LCF</p>	 <p>ZIP</p>	 <p>RVT</p>
↓ ArchiCAD Swift Globals Library (LCF)	↓ ArchiCAD Zip Water Library (LCF)	↓ Revit Project File (RFA)	↓ Revit Virtual Showroom (RVT)

[↓ Download all](#)

Certifications

						
		Environment ISO 14001			Health & Safety AS/NZS 4801	Quality ISO 9001
						
	Lead Free					

 <p>PDF</p>	 <p>PDF</p>	 <p>PDF</p>	 <p>PDF</p>	 <p>PDF</p>	 <p>PDF</p>	 <p>PDF</p>
↓ ARC (PDF)	↓ Environment ISO (PDF)	↓ Environmental Product Declaration Brochure (PDF)	↓ Filter performance (PDF)	↓ Health & Safety (PDF)	↓ HydroTap Clean SDS (PDF)	↓ Quality ISO (PDF)

Manuals & brochures



↓ Brochure (PDF)



↓ CO₂ MSDS (PDF)



↓ Instruction manual (PDF)



↓ Quick guide (PDF)



↓ Tap operation label (PDF)



↓ User manual (PDF)

↓ Download all