



HydroTap G5 BCS60 Elite Plus Chrome

Boiling Chilled Sparkling

 **Finish:** Chrome

Product code: H5E762Z00AU

Capacity: Commercial

Zip HydroTap Design Range Boiling, Chilled, Sparkling, Filtered water tap features a single under bench command centre including full colour interactive touch screen display with pin code protection and customisable settings including boiling water safety mode, 2 energy saving modes including ON/OFF timers and 2 hour sleep mode, 'Quiet' mode with automated intelligent fan speed adjustment, antimicrobial protection impregnated into key water paths for enhanced hygiene, 100% water efficient air cooled technology, 0.2 micron water filtration, and a refillable CO2 cylinder. Easy to install integrated ventilation tray included.

Specifications

Product name	HydroTap G5 BCS60 Elite Plus Chrome
Product code	H5E762Z00AU
Filtered water type	BCS
Product approvals	WaterMark, RCM, ARC
Warranty	5 years (appliance warranty 36 months plus additional 24 months tank warranty)

Capacity, weight & dimensions

Number of people	41-60
Boiling cups per hour	160
Chilled cups per hour	175

Plumbing

Water supply requirements	Cold
Water connection	1/2" BSP (G1/2)
Water valves	Integrated 500kPa Pressure limiting valve and Dual Check Valve
Water pressure	Min 250kPa - Max 700kPa

Electrical

Power rating	2.15kW 220-240V 50Hz
Power supply	1 × 10 Amp socket outlet

Tap design

Tap	Zip HydroTap Design Range ELITE PLUS Tap (Chrome)
HydroTap style	Elite Plus
Finish	Chrome

Command centre

Dimensions

W395mm x D487mm x H333mm

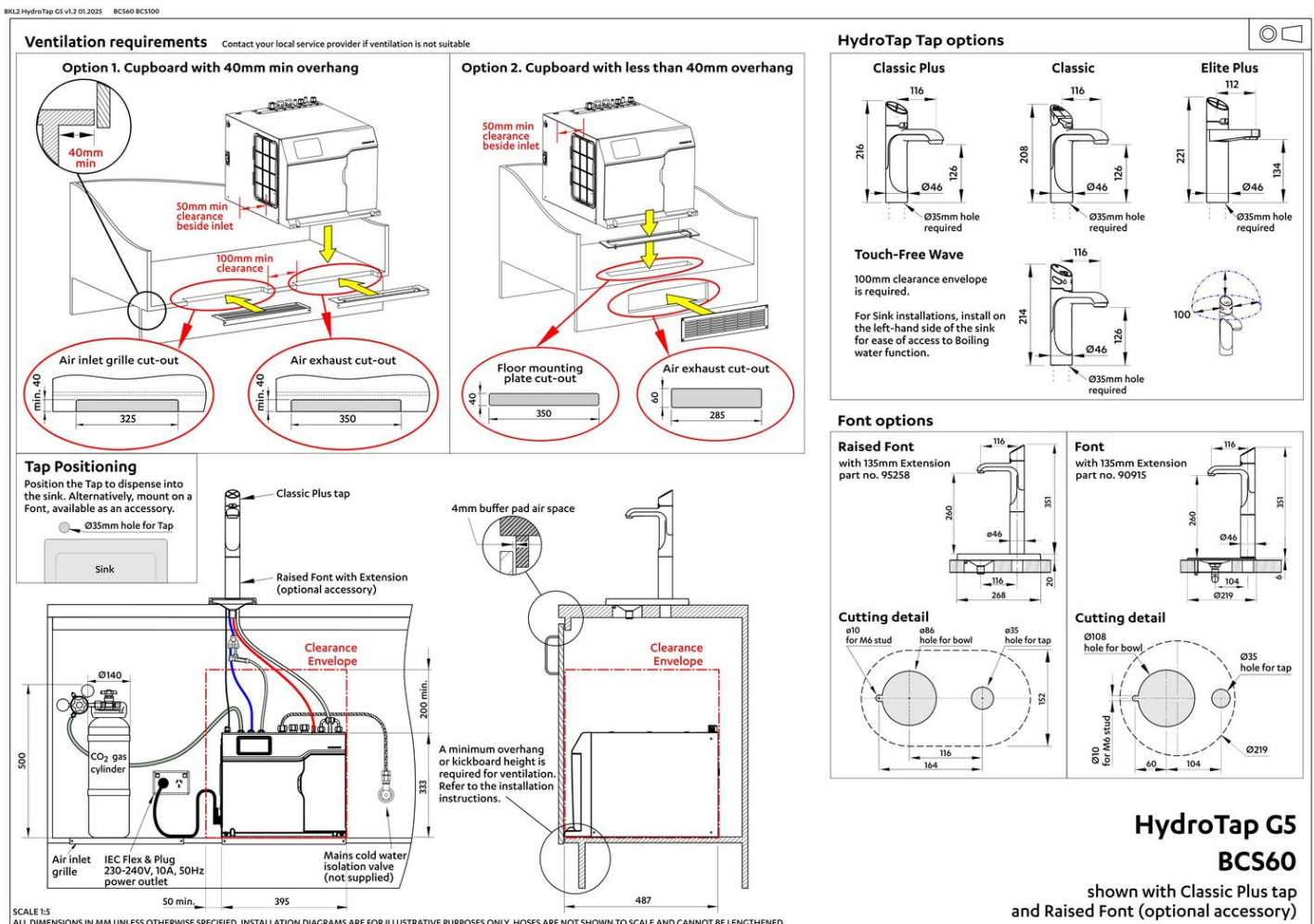
Installation

Installation requirements

1. Installation and connection of your Zip HydroTap must be carried out by a qualified person, observing national and local regulations.
2. You will require suitable mains electrical and drinking water connections, plus waste water drainage all within 1.5 metres of the product.
3. Discrete cabinetry cut outs are required for airflow. 40mm minimum clearance on cupboard base overhang required otherwise alternative installation options are available.
4. Installation on most bench tops is straightforward however some stone bench tops may require a specialised cutting service.
5. If you live in a hard water area, we recommend installation of a Zip scale filtration kit.
6. Installation by Zip Professional Service can be arranged with a phone call or through www.zipwater.com/book-service-visit





Files

Installation Layout 3D (DWG)












Installation Layout (PDF)

BIM files

			
↓ ArchiCAD Swift Globals Library (LCF)	↓ ArchiCAD Zip Water Library (LCF)	↓ Revit Project File (RFA)	↓ Revit Virtual Showroom (RVT)

[↓ Download all](#)

Certifications

						
		Environment ISO 14001			Health & Safety AS/NZS 4801	Quality ISO 9001
						
	Lead Free					

						
↓ ARC (PDF)	↓ Environment ISO (PDF)	↓ Environmental Product Declaration Brochure (PDF)	↓ Filter performance (PDF)	↓ Health & Safety (PDF)	↓ HydroTap Clean SDS (PDF)	↓ Quality ISO (PDF)

Manuals & brochures



↓ Brochure (PDF)



↓ CO₂ MSDS (PDF)



↓ Instruction manual (PDF)



↓ Quick guide (PDF)



↓ Tap operation label (PDF)



↓ User manual (PDF)

↓ Download all