



HydroTap G5 BCS20 Elite Plus Chrome

Boiling Chilled Sparkling

 **Finish:** Chrome

Product code: H5E760Z00AU

Capacity: Commercial

Zip HydroTap Design Range Boiling, Chilled, Sparkling, Filtered water tap features a single under bench command centre including full colour interactive touch screen display with pin code protection and customisable settings including boiling water safety mode, 2 energy saving modes including ON/OFF timers and 2 hour sleep mode, 'Quiet' mode with automated intelligent fan speed adjustment, antimicrobial protection impregnated into key water paths for enhanced hygiene, 100% water efficient air cooled technology, 0.2 micron water filtration, and a refillable CO2 cylinder. Easy to install integrated ventilation tray included.

Specifications

Product name	HydroTap G5 BCS20 Elite Plus Chrome
Product code	H5E760Z00AU
Filtered water type	BCS
Product approvals	WaterMark, RCM, ARC
Warranty	5 years (appliance warranty 36 months plus additional 24 months tank warranty)

Capacity, weight & dimensions

Number of people	1-20
Boiling cups per hour	100
Chilled cups per hour	75

Plumbing

Water supply requirements	Cold
Water connection	1/2" BSP (G1/2)
Water valves	Integrated 500kPa Pressure limiting valve and Dual Check Valve
Water pressure	Min 250kPa - Max 700kPa

Electrical

Power rating	1.96kW 220-240V 50Hz
Power supply	1 × 10 Amp socket outlet

Tap design

Tap	Zip HydroTap Design Range ELITE PLUS Tap (Chrome)
HydroTap style	Elite Plus
Finish	Chrome

Command centre

Dimensions

W339mm x D483mm x H333mm

Installation

Installation requirements

1. Installation and connection of your Zip HydroTap must be carried out by a qualified person, observing national and local regulations.
2. You will require suitable mains electrical and drinking water connections, plus waste water drainage all within 1.5 metres of the product.
3. **Discrete cabinetry cut outs are required for airflow. 40mm minimum clearance on cupboard base overhang required otherwise alternative installation options are available.**
4. Installation on most bench tops is straightforward however some stone bench tops may require a specialised cutting service.
5. If you live in a hard water area, we recommend installation of a Zip scale filtration kit.
6. Installation by Zip Professional Service can be arranged with a phone call or through www.zipwater.com/book-service-visit

Files

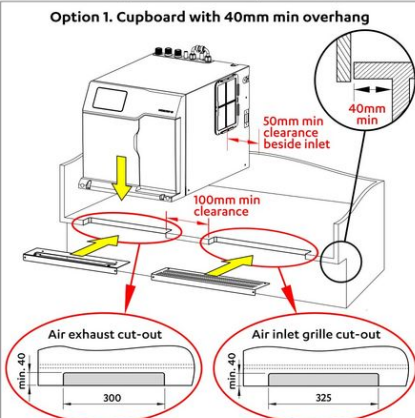
Installation Layout 3D (DWG)

5812 HydroTap GS v1.2 01.2025 BCS BCS20

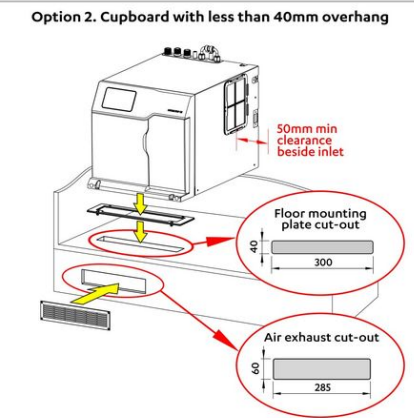
Ventilation requirements

Contact your local service provider if ventilation is not suitable

Option 1. Cupboard with 40mm min overhang

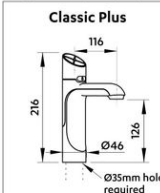


Option 2. Cupboard with less than 40mm overhang

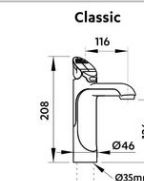


HydroTap Tap options

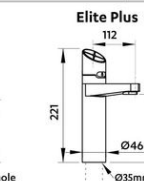
Classic Plus



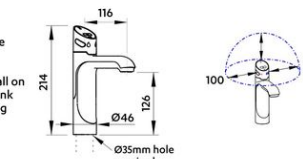
Classic



Elite Plus



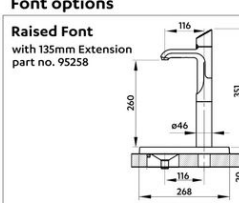
Touch-Free Wave



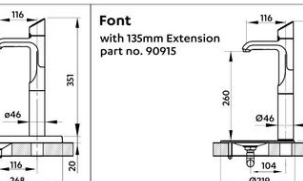
100mm clearance envelope is required.
For Sink installations, install on the left-hand side of the sink for ease of access to Boiling water function.

Font options

Raised Font with 135mm Extension part no. 95258



Font with 135mm Extension part no. 90915



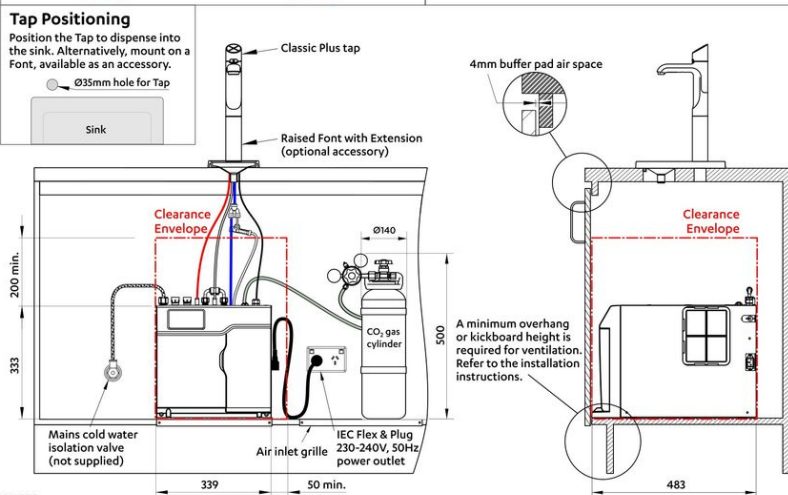
Cutting detail

Left: Ø10 for M6 stud, Ø86 hole for bowl, Ø35 hole for tap, 116mm width, 152mm height, 164mm base.

Right: Ø108 hole for bowl, Ø35 hole for tap, Ø10 for M6 stud, 104mm width, 60mm height, Ø219mm base.

Tap Positioning

Position the Tap to dispense into the sink. Alternatively, mount on a Font, available as an accessory.



Ø35mm hole for Tap

Sink

Classic Plus tap

Raised Font with Extension (optional accessory)

4mm buffer pad air space

Clearance Envelope

Clearance Envelope

200 min.

333

339

50 min.

483

500

A minimum overhang or kickboard height is required for ventilation. Refer to the installation instructions.

Mains cold water isolation valve (not supplied)

Air inlet grille

IEC Flex & Plug 230-240V, 50Hz power outlet

Ø140

HydroTap G5 BCS20

shown with Classic Plus tap and Raised Font (optional accessory)

SCALE 1:5
ALL DIMENSIONS IN MM UNLESS OTHERWISE SPECIFIED. INSTALLATION DIAGRAMS ARE FOR ILLUSTRATIVE PURPOSES ONLY. HOSES ARE NOT SHOWN TO SCALE AND CANNOT BE LENGTHENED.

Installation Layout (PDF)

BIM files



↓ ArchiCAD Swift
Globals Library
(LCF)



↓ ArchiCAD Zip Water
Library (LCF)



↓ Revit Project File
(RFA)



↓ Revit Virtual
Showroom (RVT)

↓ Download all

Certifications



Environment
ISO 14001



Health & Safety
AS/NZS 4801



Quality
ISO 9001



↓ ARC (PDF)



↓ Environment ISO
(PDF)



↓ Environmental
Product Declaration
Brochure (PDF)



↓ Filter performance
(PDF)



↓ Health & Safety
(PDF)



↓ HydroTap Clean
SDS (PDF)



↓ Quality ISO (PDF)

Manuals & brochures




 Brochure (PDF)




 CO₂ MSDS (PDF)




 Instruction manual (PDF)



 Quick guide (PDF)



 Tap operation label (PDF)



 User manual (PDF)

 Download all