



HydroTap G5 C40 Cube Plus Chrome

Chilled



Finish: Chrome

Product code: H5C710Z00AU

Capacity: Commercial

Zip HydroTap Design Range Chilled, Filtered water tap features a single under bench command centre including full colour interactive touch screen display with pin code protection and customisable settings including 3 energy saving modes including ON/OFF timers and 2 hour sleep mode, 'Quiet' mode with automated intelligent fan speed adjustment, antimicrobial protection impregnated into key water paths for enhanced hygiene, 100% water efficient air cooled technology, and 0.2 micron water filtration. Easy to install integrated ventilation tray included.

Specifications

Product name	HydroTap G5 C40 Cube Plus Chrome
Product code	H5C710Z00AU
Filtered water type	C
Product approvals	WaterMark, RCM, ARC
Warranty	5 years (appliance warranty 36 months plus additional 24 months tank warranty)

Capacity, weight & dimensions

Number of people	21-40
Chilled cups per hour	125

Plumbing

Water supply requirements	Cold
Water connection	1/2" BSP (G1/2)
Water valves	Integrated 500kPa Pressure limiting valve and Dual Check Valve
Water pressure	Min 170kPa - Max 700kPa

Electrical

Power rating	0.155kW 220-240V 50Hz
Power supply	1 × 10 Amp socket outlet

Tap design

Tap	Zip HydroTap Design Range CUBE Plus Tap (Chrome)
HydroTap style	Cube Plus
Finish	Chrome
Disability options	no

Command centre

Dimensions

W280mm x D499mm x H333mm

Installation

Installation requirements

1. Installation and connection of your Zip HydroTap must be carried out by a qualified person, observing national and local regulations.
2. You will require suitable mains electrical and drinking water connections, plus waste water drainage all within 1.5 metres of the product.
3. **Discrete cabinetry cut outs are required for airflow. 40mm minimum clearance on cupboard base overhang required otherwise alternative installation options are available.**
4. Installation on most bench tops is straightforward however some stone bench tops may require a specialised cutting service.
5. If you live in a hard water area, we recommend installation of a Zip scale filtration kit.
6. Installation by Zip Professional Service can be arranged with a phone call or through www.zipwater.com/book-service-visit

Files

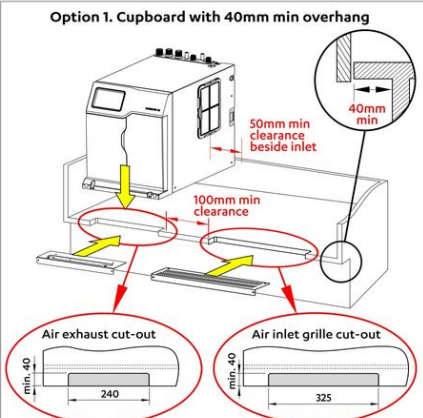
Installation Layout 3D (DWG)

8ML2 HydroTap G5 v1.2 02/2025 C40 C100

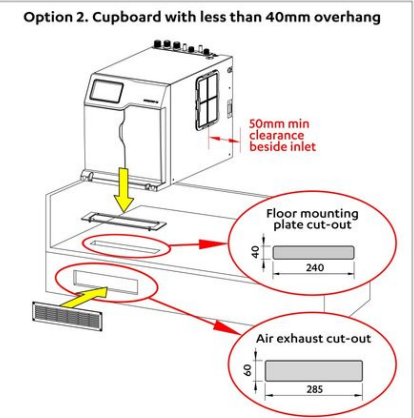
Ventilation requirements

Contact your local service provider if ventilation is not suitable

Option 1. Cupboard with 40mm min overhang



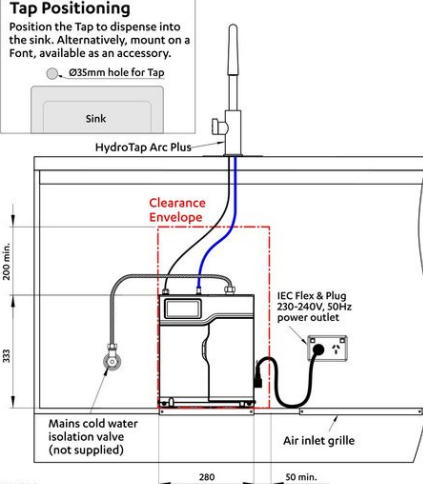
Option 2. Cupboard with less than 40mm overhang



Tap Positioning

Position the Tap to dispense into the sink. Alternatively, mount on a Font, available as an accessory.

Ø35mm hole for Tap



HydroTap Arc Plus

Clearance Envelope

IEC Flex & Plug 230-240V, 50Hz power outlet

Mains cold water isolation valve (not supplied)

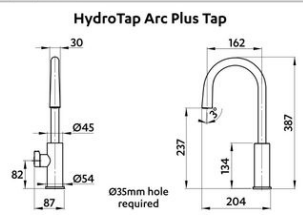
Air inlet grille

4mm buffer pad air space

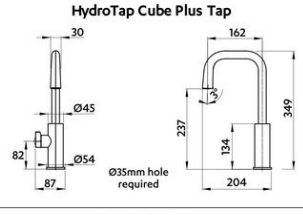
A minimum overhang or kickboard height is required for ventilation. Refer to the installation instructions.

HydroTap Tap options

HydroTap Arc Plus Tap

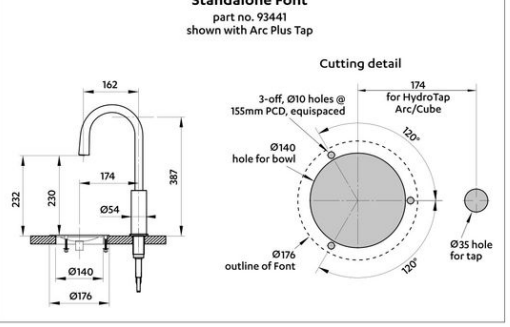


HydroTap Cube Plus Tap

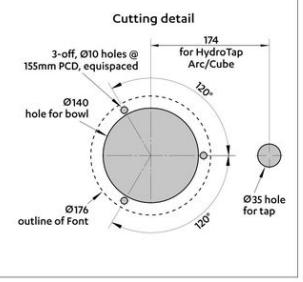


Standalone Font

part no. 93441 shown with Arc Plus Tap



Cutting detail



HydroTap G5 C40, C100

shown with HydroTap Arc Plus and Standalone Font (optional accessory)

SCALE 1:5
ALL DIMENSIONS IN MM UNLESS OTHERWISE SPECIFIED. INSTALLATION DIAGRAMS ARE FOR ILLUSTRATIVE PURPOSES ONLY. HOSES ARE NOT SHOWN TO SCALE AND CANNOT BE LENGTHENED.

Installation Layout (PDF)

BIM files



↓ ArchiCAD Swift
Globals Library
(LCF)



↓ ArchiCAD Zip Water
Library (LCF)



↓ BIM downloads



↓ Revit Project File
(RFA)



↓ Revit Virtual
Showroom (RVT)

↓ Download all

Certifications



Environment
ISO 14001



Health & Safety
AS/NZS 4801



Quality
ISO 9001



↓ ARC (PDF)



↓ Environment ISO
(PDF)



↓ Environmental
Product Declaration
Brochure (PDF)



↓ Filter performance
(PDF)



↓ Health & Safety
(PDF)



↓ HydroTap Clean
SDS (PDF)




↓ Quality ISO (PDF)

Manuals & brochures



 Brochure (PDF)




 Instruction manual (PDF)



 Quick guide (PDF)



 Tap operation label (PDF)



 User manual (PDF)

 Download all