



## HydroTap G5 BC100 Cube Plus Chrome

Boiling Chilled



**Finish:** Chrome

**Product code:** H5C705Z00AU

**Capacity:** Commercial

Zip HydroTap Design Range Boiling, Chilled, Filtered water tap features a single under bench command centre including full colour interactive touch screen display with pin code protection and customisable settings including boiling water safety mode, 3 energy saving modes including ON/OFF timers and 2 hour sleep mode, 'Quiet' mode with automated intelligent fan speed adjustment, antimicrobial protection impregnated into key water paths for enhanced hygiene, 100% water efficient air cooled technology, and 0.2 micron water filtration. Easy to install integrated ventilation tray included.

# Specifications

Product name	HydroTap G5 BC100 Cube Plus Chrome
Product code	H5C705Z00AU
Filtered water type	BC
Product approvals	WaterMark, RCM, ARC
Warranty	5 years (appliance warranty 36 months plus additional 24 months tank warranty)

# Capacity, weight & dimensions

Number of people	61-100
Boiling cups per hour	240
Chilled cups per hour	175

# Plumbing

Water supply requirements	Cold
Water connection	1/2" BSP (G1/2)
Water valves	Integrated 500kPa Pressure limiting valve and Dual Check Valve
Water pressure	Min 200kPa - Max 700kPa

# Electrical

Power rating	2.1kW 220-240V 50Hz
Power supply	2 × 10 Amp socket outlets

# Tap design

Tap	Zip HydroTap Design Range CUBE Plus Tap (Chrome)
HydroTap style	Cube Plus
Finish	Chrome
Disability options	no

# Command centre

Dimensions

W395mm x D487mm x H333mm

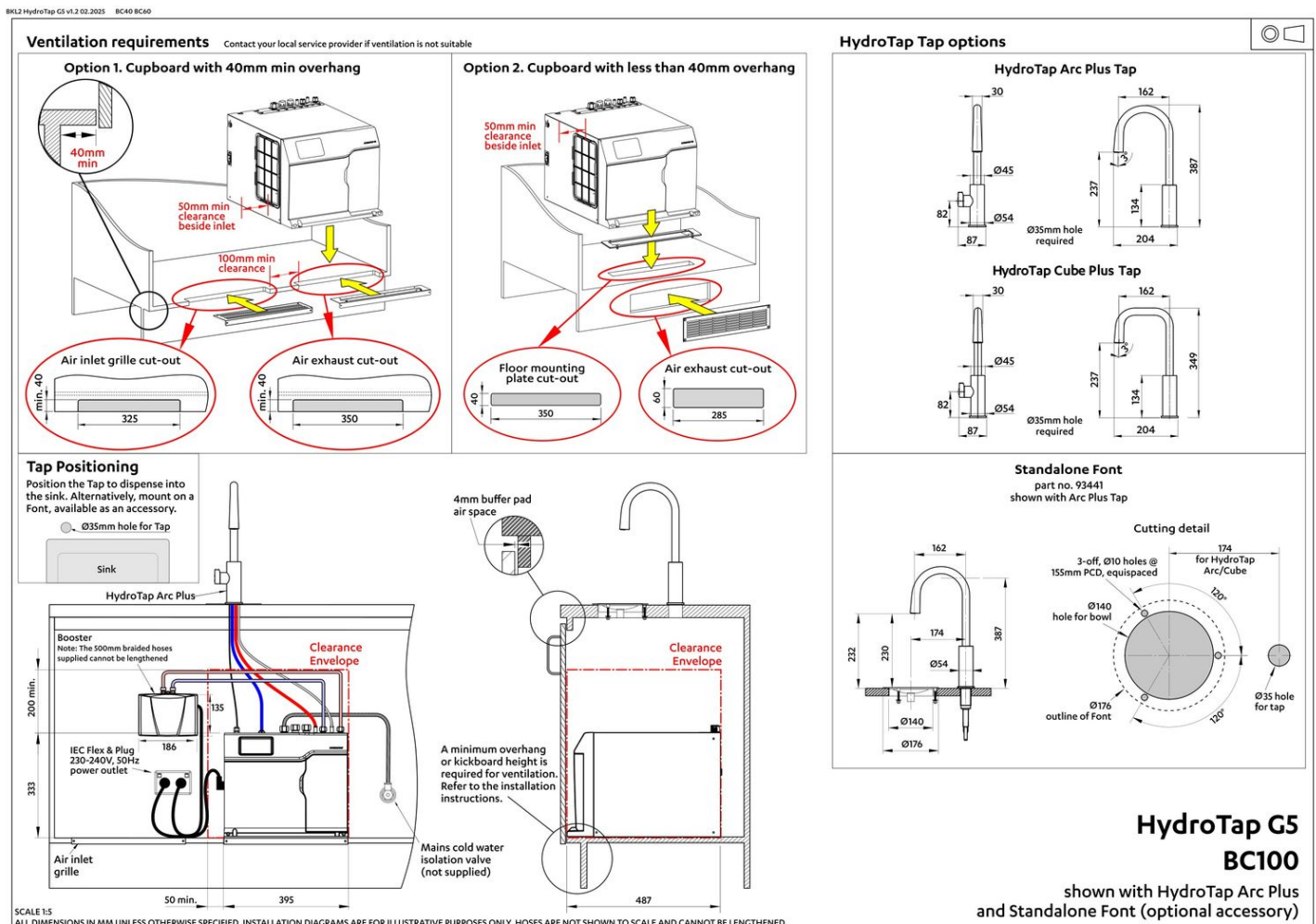
## Installation

### Installation requirements

1. Installation and connection of your Zip HydroTap must be carried out by a qualified person, observing national and local regulations.
2. You will require suitable mains electrical and drinking water connections, plus waste water drainage all within 1.5 metres of the product.
3. **Discrete cabinetry cut outs are required for airflow. 40mm minimum clearance on cupboard base overhang required otherwise alternative installation options are available.**
4. Installation on most bench tops is straightforward however some stone bench tops may require a specialised cutting service.
5. If you live in a hard water area, we recommend installation of a Zip scale filtration kit.
6. Installation by Zip Professional Service can be arranged with a phone call or through [www.zipwater.com/book-service-visit](http://www.zipwater.com/book-service-visit)

### Files

↓ Installation Layout 3D (DWG)



↓ Installation Layout (PDF)

# BIM files



↓ ArchiCAD Swift  
Globals Library  
(LCF)



↓ ArchiCAD Zip Water  
Library (LCF)



↓ Revit Project File  
(RFA)



↓ Revit Virtual  
Showroom (RVT)

↓ Download all

# Certifications



Environment  
ISO 14001



Health & Safety  
AS/NZS 4801



Quality  
ISO 9001



↓ ARC (PDF)



↓ Environment ISO  
(PDF)



↓ Environmental  
Product Declaration  
Brochure (PDF)



↓ Filter performance  
(PDF)



↓ Health & Safety  
(PDF)



↓ HydroTap Clean  
SDS (PDF)



↓ Quality ISO (PDF)

# Manuals & brochures




 Brochure (PDF)



 Instruction manual (PDF)




 Quick guide (PDF)



 Tap operation label (PDF)



 User manual (PDF)

 Download all