



HydroTap G5 CS100 Classic Plus Chrome

Chilled Sparkling

 **Finish:** Chrome

Product code: H55765Z00AU

Capacity: Commercial

Zip HydroTap Classic Plus Chilled, Sparkling, Filtered water tap features simple, intuitive controls including continuous flow to fill bottles, and antimicrobial protection impregnated within the new Classic Plus touch-pad for enhanced hygiene. The water system features a single under bench command centre including full colour interactive touch screen display with pin code protection and customisable settings including 3 energy saving modes including ON/OFF timers and sensor activated 'sleep when it's dark', 'Quiet' mode with automated intelligent fan speed adjustment, antimicrobial protection impregnated into key water paths for enhanced hygiene, 100% water efficient air cooled technology, 0.2 micron water filtration, and a refillable CO2 cylinder. Easy to install integrated ventilation tray included.

Specifications

Product name	HydroTap G5 CS100 Classic Plus Chrome
Product code	H55765Z00AU
Filtered water type	CS
Product approvals	WaterMark, RCM, ARC
Warranty	5 years (appliance warranty 36 months plus additional 24 months tank warranty)

Capacity, weight & dimensions

Number of people	61-100
Combined chilled and sparkling cups per hour	150

Plumbing

Water supply requirements	Cold
Water connection	1/2" BSP (G1/2)
Water valves	Integrated 500kPa Pressure limiting valve and Dual Check Valve
Water pressure	Min 250kPa - Max 700kPa

Electrical

Power rating	0.37kW 220-240V 50Hz
Power supply	1 × 10 Amp socket outlet

Tap design

Tap	Zip HydroTap CLASSIC PLUS Tap (Chrome)
HydroTap style	Classic Plus
Finish	Chrome

Command centre

Dimensions

W280mm x D499mm x H333mm

Installation

Installation requirements

1. Installation and connection of your Zip HydroTap must be carried out by a qualified person, observing national and local regulations.
2. You will require suitable mains electrical and drinking water connections, plus waste water drainage all within 1.5 metres of the product.
3. **Discrete cabinetry cut outs are required for airflow. 40mm minimum clearance on cupboard base overhang required otherwise alternative installation options are available.**
4. Installation on most bench tops is straightforward however some stone bench tops may require a specialised cutting service.
5. If you live in a hard water area, we recommend installation of a Zip scale filtration kit.
6. Installation by Zip Professional Service can be arranged with a phone call or through www.zipwater.com/book-service-visit

Files

Installation Layout 3D (DWG)

8812 HydroTap GS v1.2 01.2025 CS100

Ventilation requirements

Contact your local service provider if ventilation is not suitable

Option 1. Cupboard with 40mm min overhang

Option 2. Cupboard with less than 40mm overhang

Tap options

Classic Plus
Dimensions: 116mm (width), 216mm (height), 126mm (spout height), Ø46mm (spout diameter). Requires Ø35mm hole.

Classic
Dimensions: 116mm (width), 208mm (height), 126mm (spout height), Ø46mm (spout diameter). Requires Ø35mm hole.

Elite Plus
Dimensions: 112mm (width), 221mm (height), 134mm (spout height), Ø46mm (spout diameter). Requires Ø35mm hole.

Touch-Free Wave
100mm clearance envelope is required.
Dimensions: 116mm (width), 214mm (height), 126mm (spout height), Ø46mm (spout diameter). Requires Ø35mm hole.

For Sink installations, install on the left-hand side of the sink for ease of access to Boiling water function.

Font options

Raised Font with 135mm Extension part no. 95258
Dimensions: 116mm (width), 260mm (height), 351mm (total height), Ø46mm (spout diameter), 200mm (base width), 268mm (base depth).

Font with 135mm Extension part no. 90915
Dimensions: 116mm (width), 260mm (height), 351mm (total height), Ø46mm (spout diameter), 104mm (base width), Ø219mm (base diameter).

Cutting detail

Left: Ø10 for M6 stud, Ø86 hole for bowl, Ø35 hole for tap, 116mm (width), 152mm (height), 164mm (base width).

Right: Ø108 hole for bowl, Ø35 hole for tap, Ø10 for M6 stud, 60mm (width), 104mm (width), Ø219mm (base diameter).

Tap Positioning

Position the Tap to dispense into the sink. Alternatively, mount on a Font, available as an accessory.

Classic Plus tap
Raised Font with Extension (optional accessory)

4mm buffer pad air space

Clearance Envelope

A minimum overhang or kickboard height is required for ventilation. Refer to the installation instructions.

Mains cold water isolation valve (not supplied)
Air inlet grille
IEC Flex & Plug 230-240V, 50Hz power outlet
CO₂ gas cylinder

SCALE 1:5
ALL DIMENSIONS IN MM UNLESS OTHERWISE SPECIFIED. INSTALLATION DIAGRAMS ARE FOR ILLUSTRATIVE PURPOSES ONLY. HOSES ARE NOT SHOWN TO SCALE AND CANNOT BE LENGTHENED.

HydroTap G5 CS100

shown with Classic Plus tap and Raised Font (optional accessory)










Installation Layout (PDF)








BIM files

 <p>LCF</p>	 <p>LCF</p>	 <p>RFA</p>	 <p>RVT</p>
↓ ArchiCAD Swift Globals Library (LCF)	↓ ArchiCAD Zip Water Library (LCF)	↓ Revit Project File (RFA)	↓ Revit Virtual Showroom (RVT)

[↓ Download all](#)

Certifications

						
		Environment ISO 14001			Health & Safety AS/NZS 4801	Quality ISO 9001
						
	Lead Free					

 <p>PDF</p>	 <p>PDF</p>	 <p>PDF</p>	 <p>PDF</p>	 <p>PDF</p>	 <p>PDF</p>	 <p>PDF</p>
↓ ARC (PDF)	↓ Environment ISO (PDF)	↓ Environmental Product Declaration Brochure (PDF)	↓ Filter performance (PDF)	↓ Health & Safety (PDF)	↓ HydroTap Clean SDS (PDF)	↓ Quality ISO (PDF)

Manuals & brochures



↓ Brochure (PDF)



↓ CO₂ MSDS (PDF)



↓ Instruction manual (PDF)



↓ Quick guide (PDF)



↓ Tap operation label (PDF)



↓ User manual (PDF)

↓ Download all