



## HydroTap G5 C40 Classic Plus Chrome

Chilled



**Finish:** Chrome

**Product code:** H55710Z00AU

**Capacity:** Commercial

Zip HydroTap Classic Plus Chilled, Filtered water tap features simple, intuitive controls including continuous flow to fill bottles, and antimicrobial protection impregnated within the new Classic Plus touch-pad for enhanced hygiene. The water system features a single under bench command centre including full colour interactive touch screen display with pin code protection and customisable settings including 3 energy saving modes including ON/OFF timers and sensor activated 'sleep when it's dark', 'Quiet' mode with automated intelligent fan speed adjustment, antimicrobial protection impregnated into key water paths for enhanced hygiene, 100% water efficient air cooled technology, and 0.2 micron water filtration. Easy to install integrated ventilation tray included.

## Specifications

Product name	HydroTap G5 C40 Classic Plus Chrome
Product code	H55710Z00AU
Filtered water type	C
Product approvals	WaterMark, RCM, ARC
Warranty	5 years (appliance warranty 36 months plus additional 24 months tank warranty)

## Capacity, weight & dimensions

Number of people	21-40
Chilled cups per hour	125

## Plumbing

Water supply requirements	Cold
Water connection	1/2" BSP (G1/2)
Water valves	Integrated 500kPa Pressure limiting valve and Dual Check Valve
Water pressure	Min 170kPa - Max 700kPa

## Electrical

Power rating	0.155kW 220-240V 50Hz
Power supply	1 × 10 Amp socket outlet

## Tap design

Tap	Zip HydroTap CLASSIC PLUS Tap (Chrome)
HydroTap style	Classic Plus
Finish	Chrome

## Command centre

Dimensions	W280mm x D499mm x H333mm
------------	--------------------------

# Installation

## Installation requirements

1. Installation and connection of your Zip HydroTap must be carried out by a qualified person, observing national and local regulations.
2. You will require suitable mains electrical and drinking water connections, plus waste water drainage all within 1.5 metres of the product.
3. **Discrete cabinetry cut outs are required for airflow. 40mm minimum clearance on cupboard base overhang required otherwise alternative installation options are available.**
4. Installation on most bench tops is straightforward however some stone bench tops may require a specialised cutting service.
5. If you live in a hard water area, we recommend installation of a Zip scale filtration kit.
6. Installation by Zip Professional Service can be arranged with a phone call or through [www.zipwater.com/book-service-visit](http://www.zipwater.com/book-service-visit)

## Files

Installation Layout 3D (DWG)

HydroTap G5 v1.2 01.2025 C40 C100

### Ventilation requirements

Contact your local service provider if ventilation is not suitable

#### Option 1. Cupboard with 40mm min overhang

#### Option 2. Cupboard with less than 40mm overhang

### Tap Positioning

Position the Tap to dispense into the sink. Alternatively, mount on a Font, available as an accessory.

A minimum overhang or kickboard height is required for ventilation. Refer to the installation instructions.

### HydroTap Tap options

#### Classic Plus

#### Classic

#### Elite Plus

#### Touch-Free Wave

100mm clearance envelope is required.  
For Sink installations, install on the left-hand side of the sink for ease of access to Boiling water function.

### Font options

#### Raised Font

with 135mm Extension part no. 95258

#### Font

with 135mm Extension part no. 90915

#### Cutting detail

Installation Layout (PDF)

# BIM files



↓ ArchiCAD Swift  
Globals Library  
(LCF)



↓ ArchiCAD Zip Water  
Library (LCF)



↓ Revit Project File  
(RFA)



↓ Revit Virtual  
Showroom (RVT)

↓ Download all

# Certifications



Environment  
ISO 14001



Health & Safety  
AS/NZS 4801



Quality  
ISO 9001



↓ ARC (PDF)



↓ Environment ISO  
(PDF)



↓ Environmental  
Product Declaration  
Brochure (PDF)



↓ Filter performance  
(PDF)



↓ Health & Safety  
(PDF)



↓ HydroTap Clean  
SDS (PDF)



↓ Quality ISO (PDF)

# Manuals & brochures




 Brochure (PDF)




 Instruction manual (PDF)




 Quick guide (PDF)



 Tap operation label (PDF)



 User manual (PDF)

 Download all