



## HydroTap G5 CS100 Classic Chrome

Chilled Sparkling



**Finish:** Chrome

**Product code:** H51765Z00AU

**Capacity:** Commercial

Zip HydroTap Chilled, Sparkling, Filtered water tap features a single under bench command centre including full colour interactive touch screen display with pin code protection and customisable settings including 3 energy saving modes including ON/OFF timers and sensor activated 'sleep when it's dark', 'Quiet' mode with automated intelligent fan speed adjustment, antimicrobial protection impregnated into key water paths for enhanced hygiene, 100% water efficient air cooled technology, 0.2 micron water filtration, and a refillable CO2 cylinder. Easy to install integrated ventilation tray included.

# Specifications

Product name	HydroTap G5 CS100 Classic Chrome
Product code	H51765Z00AU
Filtered water type	CS
Product approvals	WaterMark, RCM, ARC
Warranty	5 years (appliance warranty 36 months plus additional 24 months tank warranty)

# Capacity, weight & dimensions

Number of people	61-100
Combined chilled and sparkling cups per hour	150

# Plumbing

Water supply requirements	Cold
Water connection	1/2" BSP (G1/2)
Water valves	Integrated 500kPa Pressure limiting valve and Dual Check Valve
Water pressure	Min 250kPa - Max 700kPa

# Electrical

Power rating	0.37kW 220-240V 50Hz
Power supply	1 × 10 Amp socket outlet

# Tap design

Tap	Zip HydroTap CLASSIC Tap (Chrome)
HydroTap style	Classic
Finish	Chrome
Disability options	no

# Command centre

Dimensions

W280mm x D499mm x H333mm

## Installation

### Installation requirements

1. Installation and connection of your Zip HydroTap must be carried out by a qualified person, observing national and local regulations.
2. You will require suitable mains electrical and drinking water connections, plus waste water drainage all within 1.5 metres of the product.
3. **Discrete cabinetry cut outs are required for airflow. 40mm minimum clearance on cupboard base overhang required otherwise alternative installation options are available.**
4. Installation on most bench tops is straightforward however some stone bench tops may require a specialised cutting service.
5. If you live in a hard water area, we recommend installation of a Zip scale filtration kit.
6. Installation by Zip Professional Service can be arranged with a phone call or through [www.zipwater.com/book-service-visit](http://www.zipwater.com/book-service-visit)

### Files

Installation Layout 3D (DWG)

8M12 HydroTap GS v1.2 01.2025 CS100

#### Ventilation requirements

Contact your local service provider if ventilation is not suitable

**Option 1. Cupboard with 40mm min overhang**

50mm min clearance beside inlet  
40mm min  
100mm min clearance  
Air exhaust cut-out  
Air inlet grille cut-out

**Option 2. Cupboard with less than 40mm overhang**

50mm min clearance beside inlet  
Floor mounting plate cut-out  
Air exhaust cut-out

#### Tap options

**Classic Plus**  
116mm width, 216mm height, 126mm depth, Ø46mm tap, Ø35mm hole required.

**Classic**  
116mm width, 208mm height, 126mm depth, Ø46mm tap, Ø35mm hole required.

**Elite Plus**  
112mm width, 221mm height, 134mm depth, Ø46mm tap, Ø35mm hole required.

**Touch-Free Wave**  
116mm width, 214mm height, 126mm depth, Ø46mm tap, Ø35mm hole required. 100mm clearance envelope is required. For Sink installations, install on the left-hand side of the sink for ease of access to Boiling water function.

#### Font options

**Raised Font with 135mm Extension part no. 95258**  
116mm width, 260mm height, 200mm depth, Ø46mm tap, Ø219mm base.

**Font with 135mm Extension part no. 90915**  
116mm width, 260mm height, 104mm depth, Ø46mm tap, Ø219mm base.

#### Cutting detail

Left: Ø10 for M6 stud, Ø86 hole for bowl, Ø35 hole for tap, 116mm width, 152mm height, 164mm depth.

Right: Ø108 hole for bowl, Ø35 hole for tap, Ø10 for M6 stud, 104mm width, 60mm depth.

#### Tap Positioning

Position the Tap to dispense into the sink. Alternatively, mount on a Font, available as an accessory.

Classic Plus tap  
Raised Font with Extension (optional accessory)

4mm buffer pad air space

#### Clearance Envelope

A minimum overhang or kickboard height is required for ventilation. Refer to the installation instructions.

Mains cold water isolation valve (not supplied)  
Air inlet grille  
IEC Flex & Plug 230-240V, 50Hz power outlet  
CO<sub>2</sub> gas cylinder  
Ø140  
200 min.  
333  
280  
50 min.  
498

**HydroTap GS CS100**  
shown with Classic Plus tap and Raised Font (optional accessory)

SCALE 1:5  
ALL DIMENSIONS IN MM UNLESS OTHERWISE SPECIFIED. INSTALLATION DIAGRAMS ARE FOR ILLUSTRATIVE PURPOSES ONLY. HOSES ARE NOT SHOWN TO SCALE AND CANNOT BE LENGTHENED.

Installation Layout (PDF)


# BIM files



↓ ArchiCAD Swift  
Globals Library  
(LCF)



↓ ArchiCAD Zip Water  
Library (LCF)



↓ BIM downloads



↓ Revit Project File  
(RFA)




↓ Revit Virtual  
Showroom (RVT)

↓ Download all

# Certifications



Environment  
ISO 14001



Health & Safety  
AS/NZS 4801



Quality  
ISO 9001



↓ ARC (PDF)



↓ Environment ISO  
(PDF)



↓ Environmental  
Product Declaration  
Brochure (PDF)



↓ Filter performance  
(PDF)



↓ Health & Safety  
(PDF)



↓ HydroTap Clean  
SDS (PDF)



↓ Quality ISO (PDF)

# Manuals & brochures




 Brochure (PDF)




 CO<sub>2</sub> MSDS (PDF)




 Instruction manual (PDF)




 Quick guide (PDF)



 Tap operation label (PDF)



 User manual (PDF)

 Download all