

HYDROTAP G5 BCSHA100 5-IN-1 TOUCH-FREE WAVE TAP WITH ARC MIXER CHROME



BOILING



CHILLED



SPARKLING



HOT & AMBIENT

FILTERED

UNFILTERED

Order Code H5W876Z00AU

Zip HydroTap Touch-Free Wave 5 in 1 Boiling, Chilled, Sparkling, Filtered water plus Hot and Cold washing up water from two separate taps. The system uses smart infrared 100% touch-free operation that is activated with the Wave of a hand. The water system features a single under bench command centre including full colour interactive touch screen display with pin code protection and customisable settings including boiling water safety mode, 2 energy saving modes including ON/OFF timers and 2 hour sleep mode, 'Quiet' mode with automated intelligent fan speed adjustment, antimicrobial protection impregnated into key water paths for enhanced hygiene, 100% water efficient air cooled technology, 0.2 micron water filtration, and a refillable CO2 cylinder. Easy to install integrated ventilation tray included.



Manufacturing Code	H5W876Z00AU
--------------------	-------------

Capacity	Commercial
----------	------------

Number of people	61-100
------------------	--------

Boiling Cups per hour	240
-----------------------	-----

Chilled Cups per hour	175
-----------------------	-----

Combined Chilled and Sparkling Cups per hour	175
--	-----

Tap	Zip HydroTap Touch-Free Wave tap (Chrome)
Water Pressure	Min 300kPa - Max 700kPa
Water Connection	1/2" BSP (G1/2)
Water Supply Requirements	Cold
Water Valves	Integrated 500kPa Pressure limiting valve and Dual Check Valve
Power Rating	2.15kW 220-240V 50Hz
Booster Power Rating	Zip HydroTap Booster 2.2kW 220-240V 50/60Hz
Power Supply	2 x 10 Amp socket outlets
Dimensions	W395mm x D464mm x H333mm
Product Approvals	WaterMark, RCM, ARC
Wels Rating	5 Star, 5.5 litres
Warranty	5 years (appliance warranty 36 months plus additional 24 months tank warranty)

Installation Requirements

1. Installation and connection of your Zip HydroTap must be carried out by a qualified person, observing national and local regulations.
 2. You will require suitable mains electrical and drinking water connections, plus waste water drainage all within 1 metre of the product.
 3. Discrete cabinetry cut-outs are required for ventilation.
 4. Installation on most bench tops is straightforward however some stone bench tops may require a specialised cutting service.
 5. If you live in a hard water area, we recommend installation of a Zip scale filtration kit.
 6. Installation by Zip Professional Service can be arranged with a phone call or through www.zipwater.com/book-service-visit
-

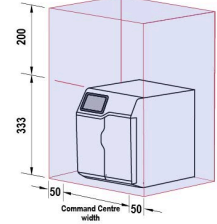
Installation Detail



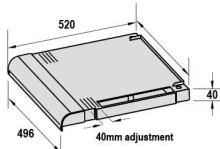
Ventilation requirements Contact your local service provider if ventilation is not suitable

Clearance envelope


Position the Tap and the Command Centre as close together as possible.



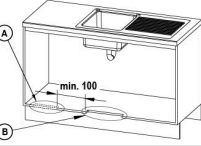
Vent tray (kit no. 93540)



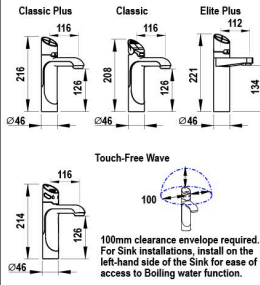
Detail A. Air inlet grille
Cut-out in cabinet floor



Detail B. Vent Tray air outlet
Cut-out in cabinet floor



HydroTap Tap options



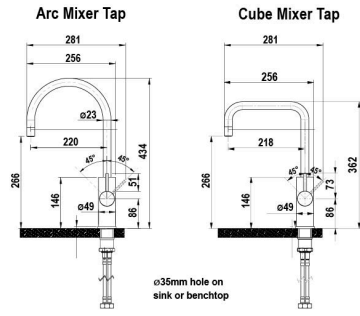
Tap Positioning

Position the Tap to dispense into the sink, allowing clearance for a cup or teapot. Alternatively, mount the HydroTap Tap on a Font (available as an accessory).

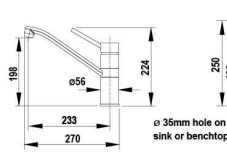
- 35mm hole for HydroTap Tap
- 35mm hole for Mixer Tap



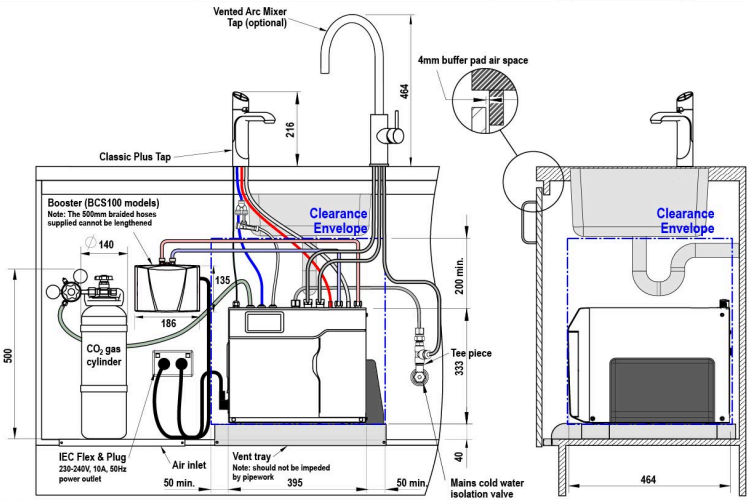
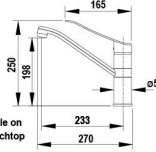
Mixer Tap options



Classic Mixer Tap

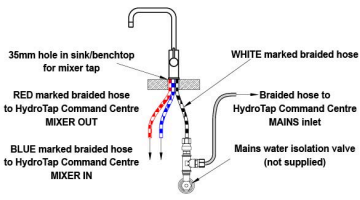


Accessible Mixer Tap



Vented mixer tap installation

Only cold water supply required



SCALE 1:5
ALL DIMENSIONS IN MM UNLESS OTHERWISE SPECIFIED. INSTALLATION DIAGRAMS ARE FOR ILLUSTRATIVE PURPOSES ONLY. HOSES ARE NOT SHOWN TO SCALE AND CANNOT BE LENGTHENED.

**HydroTap G5
BCS60 H, BCS100 H**

shown with "Classic Plus" Tap
and Arc Mixer Tap (V)