

HYDROTAP G5 BCS20 CLASSIC PLUS CHROME



BOILING



CHILLED



SPARKLING

FILTERED

Order Code H55760Z00AU

Zip HydroTap Classic Plus Boiling, Chilled, Sparkling, Filtered water tap features simple, intuitive controls including continuous flow to fill bottles, Boiling water safety lock, and antimicrobial protection impregnated within the new Classic Plus touch-pad for enhanced hygiene. The water system features a single under bench command centre including full colour interactive touch screen display with pin code protection and customisable settings including 2 boiling water safety modes, 3 energy saving modes including ON/OFF timers and sensor activated 'sleep when it's dark', 'Quiet' mode with automated intelligent fan speed adjustment, antimicrobial protection impregnated into key water paths for enhanced hygiene, 100% water efficient air cooled technology, 0.2 micron water filtration, and a refillable CO2 cylinder. Easy to install integrated ventilation tray included.

Manufacturing Code	H55760Z00AU
Capacity	Commercial
Number of people	1-20
Boiling Cups per hour	100
Combined Chilled and Sparkling Cups per hour	75



Tap	Zip HydroTap CLASSIC PLUS Tap (Chrome)
Water Pressure	Min 250kPa - Max 700kPa
Water Connection	1/2" BSP (G1/2)
Water Supply Requirements	Cold
Water Valves	Integrated 500kPa Pressure limiting valve and Dual Check Valve
Power Rating	1.96kW 220-240V 50Hz
Power Supply	1 x 10 Amp socket outlet
Dimensions	W339mm x D483mm x H333mm
Product Approvals	WaterMark, RCM, ARC
Warranty	5 years (appliance warranty 36 months plus additional 24 months tank warranty)

Installation Requirements

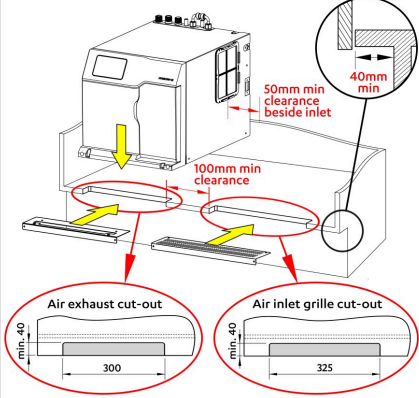
1. Installation and connection of your Zip HydroTap must be carried out by a qualified person, observing national and local regulations.
 2. You will require suitable mains electrical and drinking water connections, plus waste water drainage all within 1.5 metres of the product.
 3. **Discrete cabinetry cut outs are required for airflow. 40mm minimum clearance on cupboard base overhang required otherwise alternative installation options are available.**
 4. Installation on most bench tops is straightforward however some stone bench tops may require a specialised cutting service.
 5. If you live in a hard water area, we recommend installation of a Zip scale filtration kit.
 6. Installation by Zip Professional Service can be arranged with a phone call or through www.zipwater.com/book-service-visit
-

Installation Detail

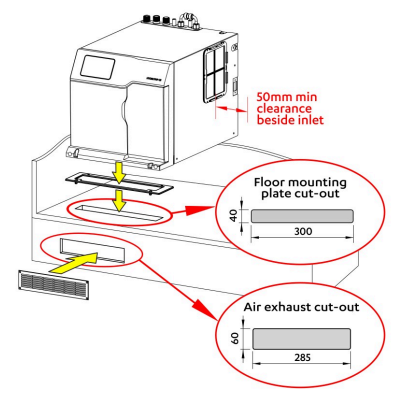
Ventilation requirements

Contact your local service provider if ventilation is not suitable

Option 1. Cupboard with 40mm min overhang

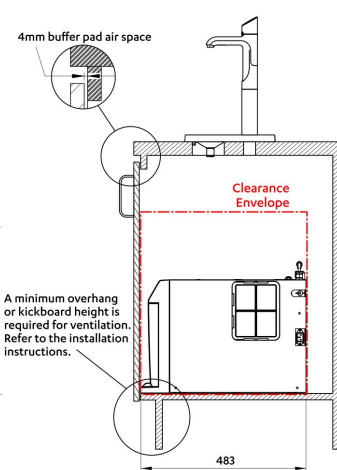
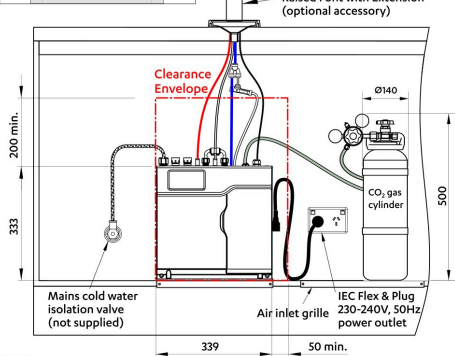
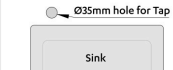


Option 2. Cupboard with less than 40mm overhang



Tap Positioning

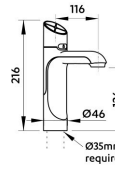
Position the Tap to dispense into the sink. Alternatively, mount on a Font, available as an accessory.



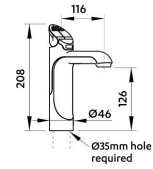
A minimum overhang or kickboard height is required for ventilation. Refer to the installation instructions.

HydroTap Tap options

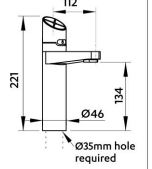
Classic Plus



Classic



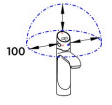
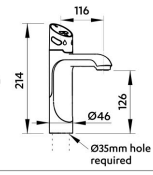
Elite Plus



Touch-Free Wave

100mm clearance envelope is required.

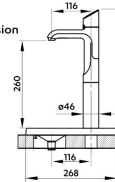
For Sink installations, install on the left-hand side of the sink for ease of access to Boiling water function.



Font options

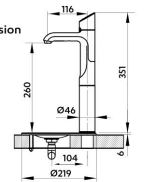
Raised Font

with 135mm Extension part no. 95258

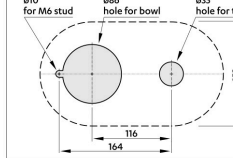


Font

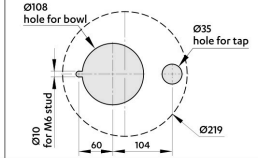
with 135mm Extension part no. 90915



Cutting detail



Cutting detail



SCALE 1:5
ALL DIMENSIONS IN MM UNLESS OTHERWISE SPECIFIED. INSTALLATION DIAGRAMS ARE FOR ILLUSTRATIVE PURPOSES ONLY. HOSES ARE NOT SHOWN TO SCALE AND CANNOT BE LENGTHENED.

HydroTap G5 BCS20

shown with Classic Plus tap
and Raised Font (optional accessory)