

HYDROTAP G5 BCHA20 4-IN-1 TOUCH-FREE WAVE TAP WITH CLASSIC MIXER CHROME



BOILING



CHILLED



HOT & AMBIENT

FILTERED

UNFILTERED

Order Code H5W621Z00AU

Zip HydroTap Touch-Free Wave 4 in 1 Boiling, Chilled, Filtered water plus Hot and Cold washing up water from two separate taps. The system uses smart infrared 100% touch-free operation that is activated with the Wave of a hand. The water system features a single under bench command centre including full colour interactive touch screen display with pin code protection and customisable settings including boiling water safety mode, 2 energy saving modes including ON/OFF timers and 2 hour sleep mode, 'Quiet' mode with automated intelligent fan speed adjustment, antimicrobial protection impregnated into key water paths for enhanced hygiene, 100% water efficient air cooled technology and 0.2 micron water filtration. Easy to install integrated ventilation tray included.



Manufacturing Code	H5W621Z00AU
--------------------	-------------

Capacity	Commercial
----------	------------

Number of people	1-20
------------------	------

Boiling Cups per hour	100
-----------------------	-----

Chilled Cups per hour	75
-----------------------	----

Tap	Zip HydroTap Touch-Free Wave tap (Chrome)
Water Pressure	Min 300kPa - Max 700kPa
Water Connection	1/2" BSP (G1/2)
Water Supply Requirements	Cold
Water Valves	Integrated 500kPa Pressure limiting valve and Dual Check Valve
Power Rating	1.9kW 220-240V 50Hz
Power Supply	1 x 10 Amp socket outlet
Dimensions	W280mm x D455mm x H333mm
Product Approvals	WaterMark, RCM, ARC
Wels Rating	6 Star, 3.0 litres
Warranty	5 years (appliance warranty 36 months plus additional 24 months tank warranty)

Installation Requirements

1. Installation and connection of your Zip HydroTap must be carried out by a qualified person, observing national and local regulations.
2. You will require suitable mains electrical and drinking water connections, plus waste water drainage all within 1 metre of the product.
3. Discrete cabinetry cut-outs are required for ventilation.
4. Installation on most bench tops is straightforward however some stone bench tops may require a specialised cutting service.
5. If you live in a hard water area, we recommend installation of a Zip scale filtration kit.
6. Installation by Zip Professional Service can be arranged with a phone call or through www.zipwater.com/book-service-visit

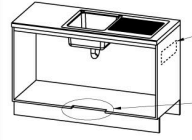
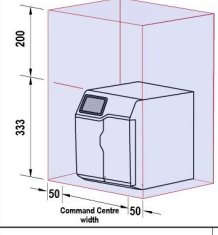
Installation Detail



Ventilation requirements Contact your local service provider if ventilation is not suitable

Clearance envelope

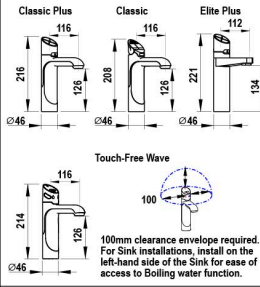
Position the Tap and the Command Centre as close together as possible.



Air outlet louvre (if required)
Cut-out in door/wall, towards the top of the cabinet

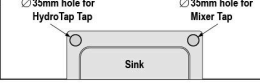
Air inlet cut-out (required)
Cut-out in cabinet floor

HydroTap Tap options

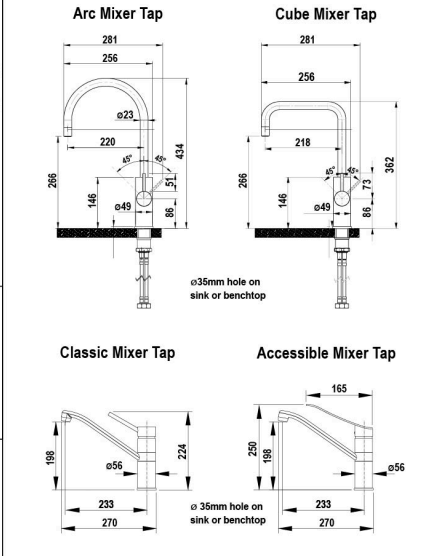


Tap Positioning

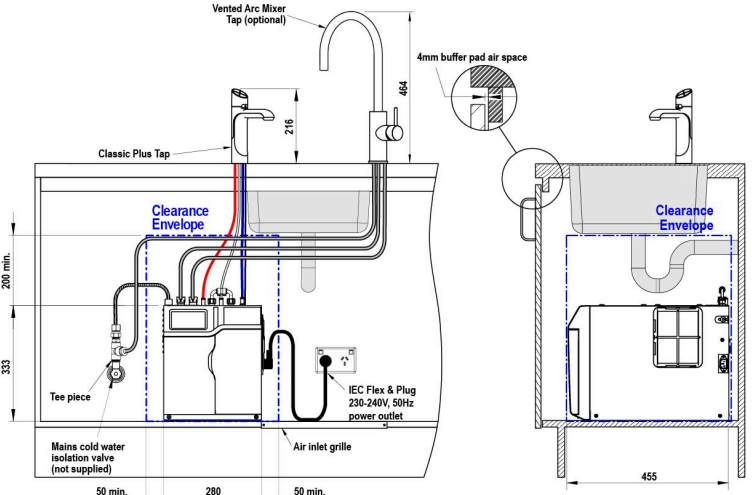
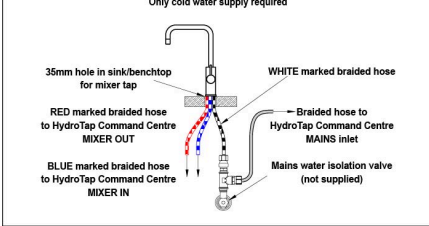
Position the Tap to dispense into the sink, allowing clearance for a cup or teapot. Alternatively, mount the HydroTap Tap on a Font (available as an accessory).



Mixer Tap options



Vented mixer tap installation
Only cold water supply required



SCALE 1:5
ALL DIMENSIONS IN MM UNLESS OTHERWISE SPECIFIED. INSTALLATION DIAGRAMS ARE FOR ILLUSTRATIVE PURPOSES ONLY. HOSES ARE NOT SHOWN TO SCALE AND CANNOT BE LENGTHENED.

**HydroTap G5
BC20 H**

shown with "Classic Plus" Tap and Arc Mixer Tap (V)