

**Modular Cooking Range Line  
EVO900 Half Module Electric Fry  
Top, Smooth Polished Chrome Plate**

ITEM # \_\_\_\_\_

MODEL # \_\_\_\_\_

NAME # \_\_\_\_\_

SIS # \_\_\_\_\_

AIA # \_\_\_\_\_

**392072 (Z9FTEDCS00)**

Electric fry top with polished chrome smooth sloped cooking plate, thermostatic control, splashback and scraper included, half module

**392175 (Z9FTEDCS0N)**

Electric fry top with polished chrome smooth sloped cooking plate, thermostatic control, splashback and scraper included-230V

**Short Form Specification****Item No.** \_\_\_\_\_

Smooth polished chrome cooking surface. To be installed on open base installations, bridging supports or cantilever systems. Removable drawer below the cooking surface for the collection of grease and fat. Body and work top of unit entirely in stainless steel with Scotch Brite finish. Extra strength work top in heavy duty 2 mm stainless steel. Right-angled side edges to allow flush-fitting junction between units.

**Main Features**

- Unit to be mounted on open base cupboards, bridging supports or cantilever systems.
- Large drain hole on cooking surface permits the draining of fat into large 1 liter collector placed under the cooking surface.
- Electric elements in incoloy positioned under the cooking plate.
- Safety thermostat and thermostatic control.
- Stainless steel high splash guards on the rear and sides of cooking surface. Splash guards can be easily removed for cleaning and are dishwasher-safe.
- The special design of the control knob system guarantees against water infiltration.
- IPX5 water protection.
- Temperature range from 120° up to 280°C.
- Polished chromium surface avoids the mixing of flavors when passing from one type of food to another.
- Suitable for countertop installation.

**Construction**

- Cooking surface completely smooth.
- All exterior panels in Stainless Steel with Scotch Brite finishing.
- AISI 304 stainless steel worktop, 2mm thick.
- Model has right-angled side edges to allow flush fitting joints between units, eliminating gaps and possible dirt traps.
- Unit is 900mm deep to give a larger working surface area.
- Cooking surface 15mm thick polished chrome for optimum grilling results and ease of use.

APPROVAL: \_\_\_\_\_

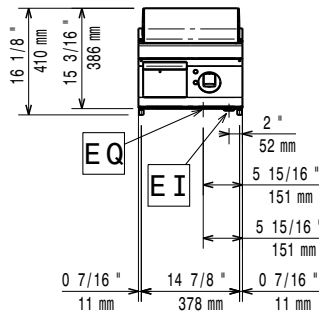
**Included Accessories**

- 1 of Scraper for smooth plate for fry tops PNC 164255

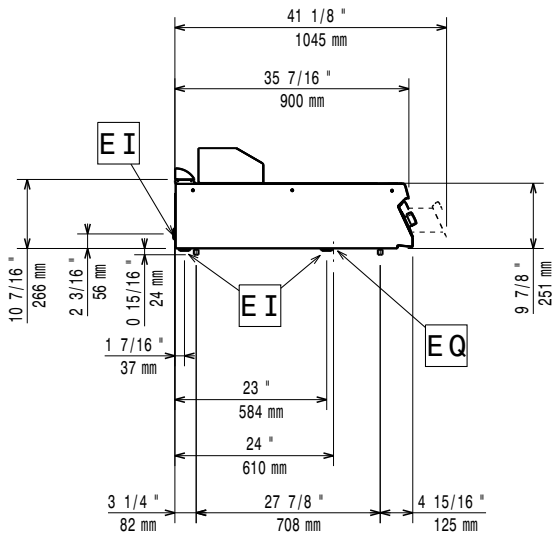
**Optional Accessories**

- Scraper for smooth plate for fry tops PNC 164255
- Junction sealing kit PNC 206086
- Support for bridge type installation, 800 mm PNC 206137
- Support for bridge type installation, 1000 mm PNC 206138
- Support for bridge type installation, 1200 mm PNC 206139
- Support for bridge type installation, 1400 mm PNC 206140
- Support for bridge type installation, 1600 mm PNC 206141
- Water drain for half module fry top PNC 206153
- Support for bridge type installation, 400 mm PNC 206154
- Side handrail for right/left hand PNC 206165
- Frontal handrail 400 mm PNC 206166
- Frontal handrail 800 mm PNC 206167
- Large handrail (portioning shelf) 400 mm PNC 206185
- Large handrail (portioning shelf) 800 mm PNC 206186
- Frontal handrail 1200 mm PNC 206191
- Frontal handrail 1600 mm PNC 206192
- 2 side covering panels, height 250 mm, depth 900 mm PNC 206321
- Grease/oil container kit for frytops PNC 206346
- Chimney grid net, 400mm PNC 206400
- Cloche for fry tops PNC 206455

**Front**

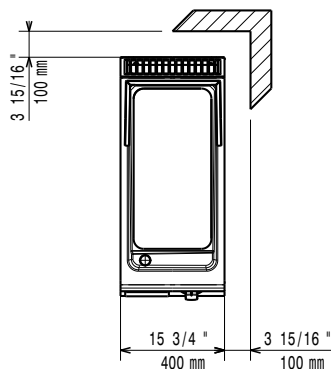


**Side**



**EI** = Electrical inlet (power)  
**EQ** = Equipotential screw

**Top**



**Electric**

Supply voltage:

**392072 (Z9FTEDCS00)**

380-400 V/3 ph/50/60 Hz

**392175 (Z9FTEDCS0N)**

230 V/3 ph/50/60 Hz

Total Watts:

7.5 kW

Predisposed for:

**392072 (Z9FTEDCS00)**

380-400V 3~ 50/60Hz 6,7-7,5kW

**Key Information:**

Cooking surface width: 330 mm

Cooking surface depth: 700 mm

Working Temperature MIN: 120 °C

Working Temperature MAX: 280 °C

External dimensions, Width: 400 mm

External dimensions, Depth: 900 mm

External dimensions, Height: 250 mm

Net weight: 55 kg

Shipping weight:

**392072 (Z9FTEDCS00)**

54 kg

**392175 (Z9FTEDCS0N)**

65 kg

Shipping height:

**392072 (Z9FTEDCS00)**

520 mm

**392175 (Z9FTEDCS0N)**

540 mm

Shipping width: 460 mm

Shipping depth: 1020 mm

Shipping volume:

**392072 (Z9FTEDCS00)**

0.24 m<sup>3</sup>

**392175 (Z9FTEDCS0N)**

0.25 m<sup>3</sup>

Certification group:

**392072 (Z9FTEDCS00)**

N9RE

**392175 (Z9FTEDCS0N)**

N9RE1

If appliance is set up or next to or against temperature sensitive furniture or similar, a safety gap of approximately 150 mm should be maintained or some form of heat insulation fitted.