


# INDUSTRY KITCHENS

[www.industrykitchens.com.au](http://www.industrykitchens.com.au) 1800 611 058



## HydroTap G5 BCS20 Classic Chrome

Boiling Chilled Sparkling

 **Finish:** Chrome

**Product code:** H51760Z00AU

**Capacity:** Commercial

Zip HydroTap Boiling, Chilled, Sparkling, Filtered water tap features a single under bench command centre including full colour interactive touch screen display with pin code protection and customisable settings including 2 boiling water safety modes, 3 energy saving modes including ON/OFF timers and sensor activated 'sleep when it's dark', 'Quiet' mode with automated intelligent fan speed adjustment, antimicrobial protection impregnated into key water paths for enhanced hygiene, 100% water efficient air cooled technology, 0.2 micron water filtration, and a refillable CO2 cylinder.

## Specifications

Product name	HydroTap G5 BCS20 Classic Chrome
Product code	H51760Z00AU
Filtered water type	BCS
Product approvals	WaterMark, RCM, ARC
Warranty	5 years (appliance warranty 36 months plus additional 24 months tank warranty)

## Capacity, weight & dimensions

Number of people	1-20
Boiling cups per hour	100
Combined chilled and sparkling cups per hour	75

## Plumbing

Water supply requirements	Cold
Water connection	1/2" BSP (G1/2)
Water valves	Integrated 500kPa Pressure limiting valve and Dual Check Valve
Water pressure	Min 250kPa - Max 700kPa

## Electrical

Power rating	1.96kW 220-240V 50Hz
Power supply	1 × 10 Amp socket outlet

## Tap design

Tap	Zip HydroTap CLASSIC Tap (Chrome)
HydroTap style	Classic
Finish	Chrome
Disability options	no

# Command centre

Dimensions

W339mm x D483mm x H333mm

## Installation

### Installation requirements

1. Installation and connection of your Zip HydroTap must be carried out by a qualified person, observing national and local regulations.
2. You will require suitable mains electrical and drinking water connections, plus waste water drainage all within 1.5 metres of the product.
3. **Discrete cabinetry cut outs are required for airflow. 40mm minimum clearance on cupboard base overhang required otherwise alternative installation options are available.**
4. Installation on most bench tops is straightforward however some stone bench tops may require a specialised cutting service.
5. If you live in a hard water area, we recommend installation of a Zip scale filtration kit.
6. Installation by Zip Professional Service can be arranged with a phone call or through [www.zipwater.com/book-service-visit](http://www.zipwater.com/book-service-visit)

### Files

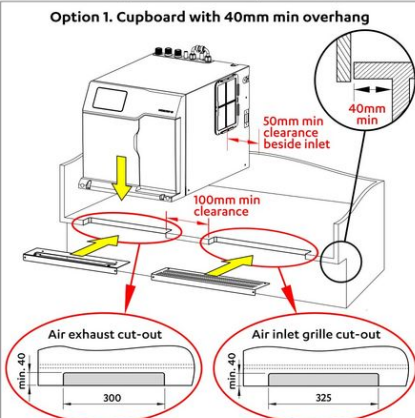
Installation Layout 3D (DWG)

5812 HydroTap GS v1.2 01.2025 BCS BCS20

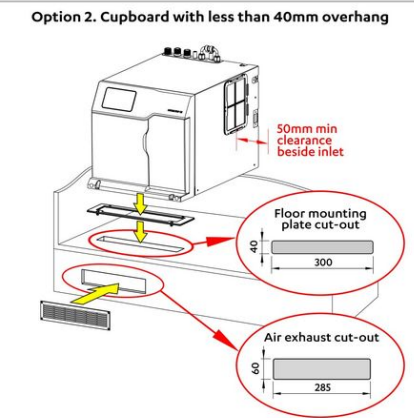
#### Ventilation requirements

Contact your local service provider if ventilation is not suitable

**Option 1. Cupboard with 40mm min overhang**

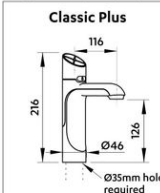


**Option 2. Cupboard with less than 40mm overhang**

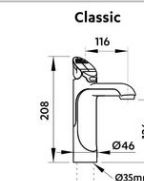


#### HydroTap Tap options

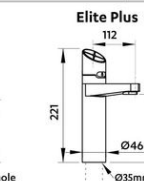
**Classic Plus**



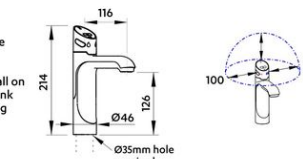
**Classic**



**Elite Plus**



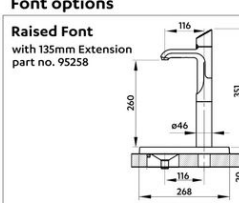
**Touch-Free Wave**



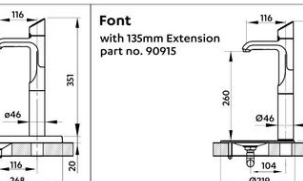
100mm clearance envelope is required.  
For Sink installations, install on the left-hand side of the sink for ease of access to Boiling water function.

#### Font options

**Raised Font with 135mm Extension part no. 95258**



**Font with 135mm Extension part no. 90915**



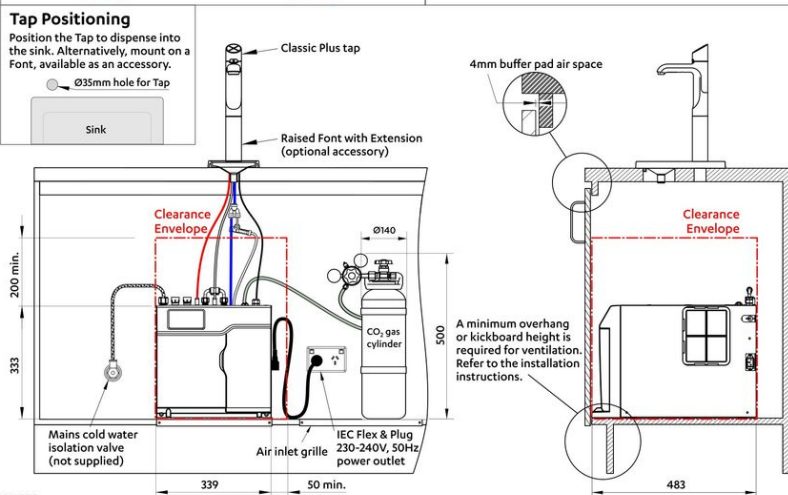
#### Cutting detail

**Left side:** Ø10 for M6 stud, Ø86 hole for bowl, Ø35 hole for tap, 152mm height, 116mm width, 164mm base width.

**Right side:** Ø108 hole for bowl, Ø35 hole for tap, Ø10 for M6 stud, 60mm offset, 104mm base width, Ø219mm diameter.

#### Tap Positioning

Position the Tap to dispense into the sink. Alternatively, mount on a Font, available as an accessory.



Ø35mm hole for Tap

Sink

Classic Plus tap

Raised Font with Extension (optional accessory)

4mm buffer pad air space

Clearance Envelope

Clearance Envelope

A minimum overhang or kickboard height is required for ventilation. Refer to the installation instructions.

200 min.

333

500

Mains cold water isolation valve (not supplied)

339

50 min.

483

Ø140

IEC Flex & Plug 230-240V, 50Hz power outlet

Air inlet grille

#### HydroTap GS BCS20

shown with Classic Plus tap and Raised Font (optional accessory)

SCALE 1:5  
ALL DIMENSIONS IN MM UNLESS OTHERWISE SPECIFIED. INSTALLATION DIAGRAMS ARE FOR ILLUSTRATIVE PURPOSES ONLY. HOSES ARE NOT SHOWN TO SCALE AND CANNOT BE LENGTHENED.

Installation Layout (PDF)

# BIM files



↓ ArchiCAD Swift  
Globals Library  
(LCF)



↓ ArchiCAD Zip Water  
Library (LCF)



↓ BIM downloads



↓ Revit Project File  
(RFA)



↓ Revit Virtual  
Showroom (RVT)

↓ Download all

# Certifications



Environment  
ISO 14001



Health & Safety  
AS/NZS 4801



Quality  
ISO 9001



↓ ARC (PDF)



↓ Environment ISO  
(PDF)



↓ Environmental  
Product Declaration  
Brochure (PDF)



↓ Filter performance  
(PDF)



↓ Health & Safety  
(PDF)



↓ HydroTap Clean  
SDS (PDF)



↓ Quality ISO (PDF)

# Manuals & brochures




 Brochure (PDF)




 CO<sub>2</sub> MSDS (PDF)




 Instruction manual (PDF)




 Quick guide (PDF)



 Tap operation label (PDF)



 User manual (PDF)

 Download all