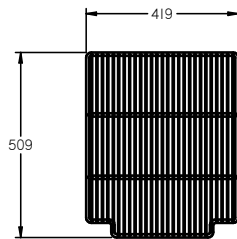
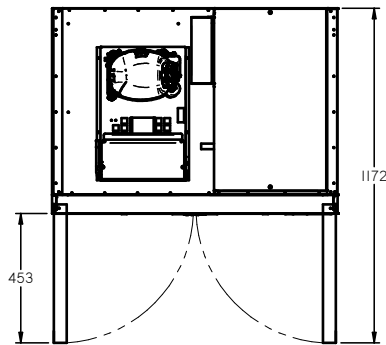


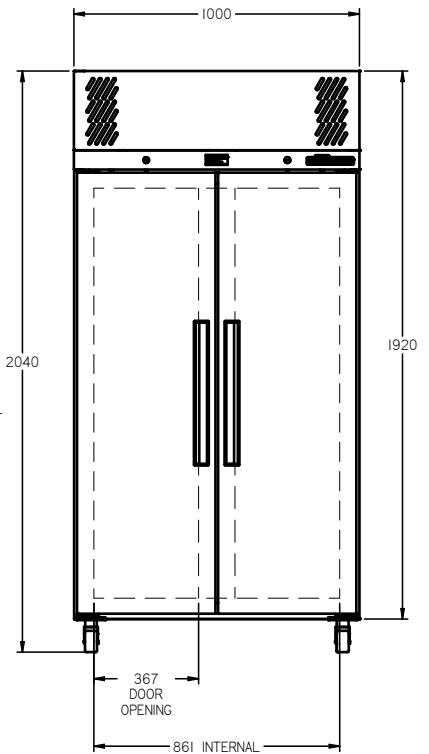
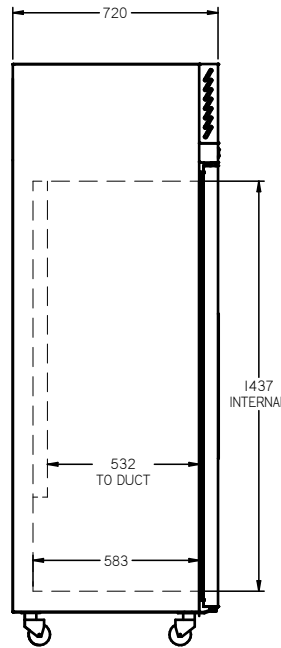
LPR2SWHC



CATEGORY	GENERAL UPRIGHTS
RANGE	Pearl
UNIT	FREEZER
TYPE	SELF CONTAINED
DOORS	2



SHELF DETAIL



SPECIFICATIONS

CAPACITY LITRES	750
TEMPERATURE	-18°C / -22°C
DIMENSIONS - W X D X H (ON 120 MM H CASTORS) MM	1000 W x 720 D x 2040 H
WEIGHT UNPACKED (KG)	200

STANDARD INCLUSIONS ***

DOOR TYPE	S (Solid Door)
FINISH (INTERIOR AND EXTERIOR EXCLUDING REAR AND UNDER)	W (White)
SHELVES/DOOR (ADJUSTABLE STRIPS AND CLIPS)	4

GAS TYPE

REFRIGERANT	R290
-------------	------

ELECTRICAL

POWER SUPPLY	10 amp
POWER CABLE LENGTH (METRES)	2
RUNNING AMPS	2.9

PERFORMANCE

KWH/24HR READING	10.25
TEST STANDARD	EN 16825 (Professional)
TEST CONDITIONS	4 L1
AMBIENT RATING	40°C

REFRIGERATION WATTAGES FOR OPTIONAL REMOTE UNITS

FREEZER MODELS - SOLID DOORS (R448a)	710 @ -30°C SST
--------------------------------------	-----------------

*** For **OPTIONS** refer to the current Williams Price Guide