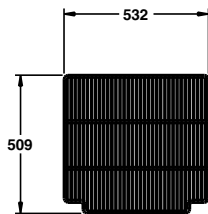


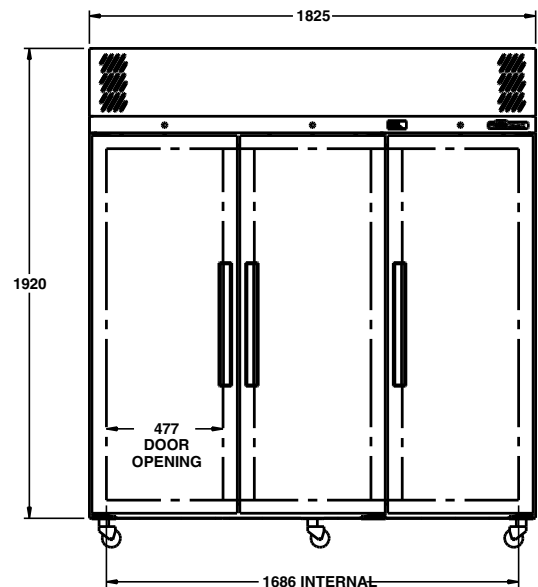
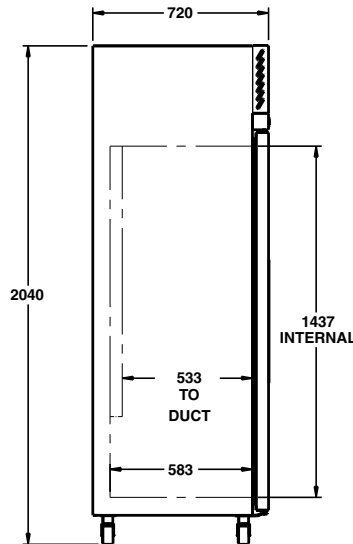
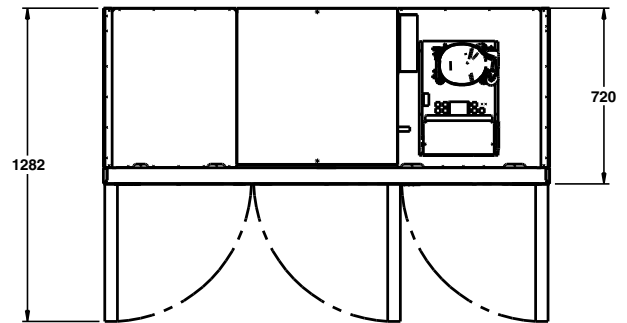
# LP3SWHC



CATEGORY	GENERAL UPRIGHTS
RANGE	<b>Pearl</b>
UNIT	FREEZER
TYPE	SELF CONTAINED
DOORS	3



SHELF DETAIL



## SPECIFICATIONS

CAPACITY LITRES	1510
TEMPERATURE	-18°C / -22°C
DIMENSIONS - W X D X H (ON 120 MM H CASTORS) MM	1825 W x 720 D x 2040 H
WEIGHT UNPACKED (KG)	290

## STANDARD INCLUSIONS \*\*\*

DOOR TYPE	S (Solid Door)
FINISH (INTERIOR AND EXTERIOR EXCLUDING REAR AND UNDER)	W (White)
SHELVES/DOOR (ADJUSTABLE STRIPS AND CLIPS)	4

## GAS TYPE

REFRIGERANT	R290
-------------	------

## ELECTRICAL

POWER SUPPLY	10 amp
POWER CABLE LENGTH (METRES)	2
RUNNING AMPS	EDÉ

## PERFORMANCE

KWH/24HR READING	EEDFÉ2
TEST STANDARD	EN 16825 (Professional)
TEST CONDITIONS	4 L1
AMBIENT RATING	ED°C

## REFRIGERATION WATTAGES FOR OPTIONAL REMOTE UNITS

FREEZER MODELS - SOLID DOORS (R448a)	1550 @ -30°C SST
--------------------------------------	------------------

\*\*\* For **OPTIONS** refer to the current Williams Price Guide