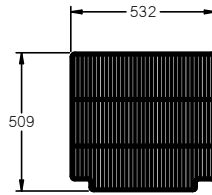


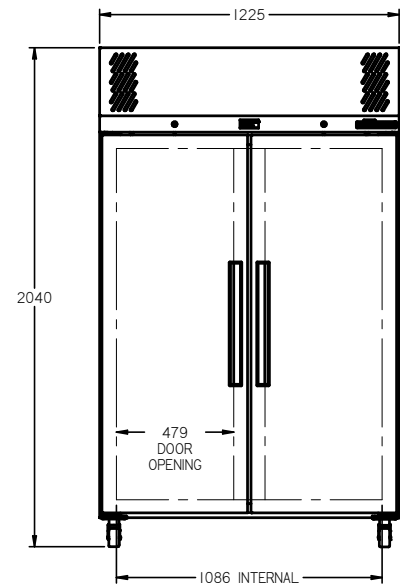
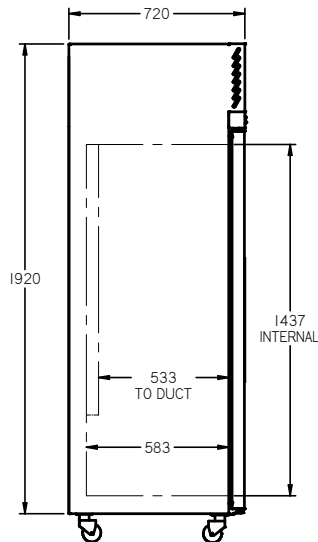
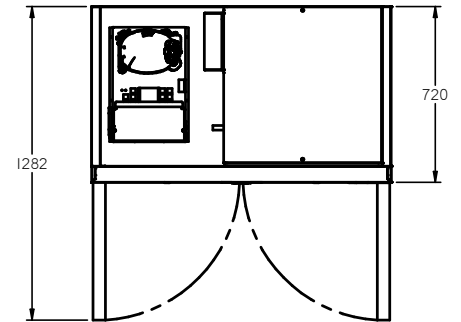
# LP2SWHC



CATEGORY	GENERAL UPRIGHTS
RANGE	<b>Pearl</b>
UNIT	FREEZER
TYPE	SELF CONTAINED
DOORS	2



SHELF DETAIL



## SPECIFICATIONS

CAPACITY LITRES	950
TEMPERATURE	-18°C / -22°C
DIMENSIONS - W X D X H (ON 120 MM H CASTORS) MM	1225 W x 720 D x 2040 H
WEIGHT UNPACKED (KG)	220

## STANDARD INCLUSIONS \*\*\*

DOOR TYPE	S (Solid Door)
FINISH (INTERIOR AND EXTERIOR EXCLUDING REAR AND UNDER)	W (White)
SHELVES/DOOR (ADJUSTABLE STRIPS AND CLIPS)	4

## GAS TYPE

REFRIGERANT	R290
-------------	------

## ELECTRICAL

POWER SUPPLY	10 amp
POWER CABLE LENGTH (METRES)	2
RUNNING AMPS	4.0

## PERFORMANCE

KWH/24HR READING	12.64
TEST STANDARD	EN 16825 (Professional)
TEST CONDITIONS	4 L1
AMBIENT RATING	40°C

## REFRIGERATION WATTAGES FOR OPTIONAL REMOTE UNITS

FREEZER MODELS - SOLID DOORS (R448a)	950 @ -30°C SST
--------------------------------------	-----------------

\*\*\* For **OPTIONS** refer to the current Williams Price Guide