

HTU4SSH



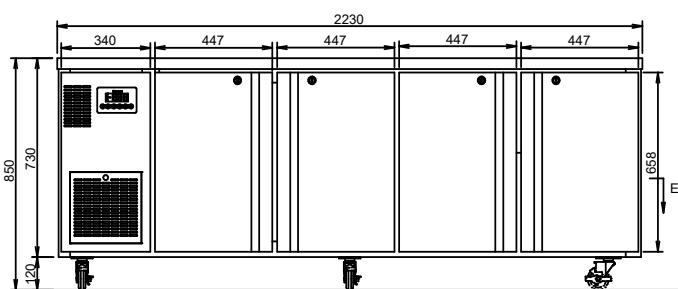
CATEGORY | TOPAZ RANGE

RANGE | **Topaz Under Counter**

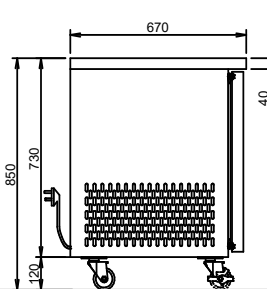
UNIT | REFRIGERATOR

TYPE | SELF CONTAINED

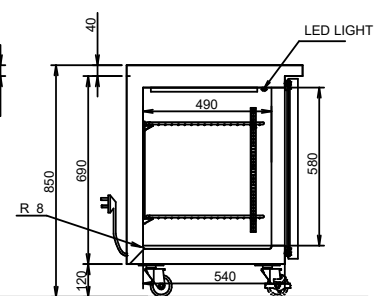
DOORS | 4



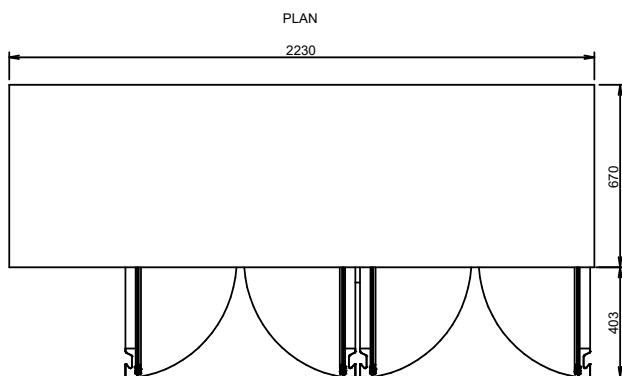
ELEVATION



SIDE VIEW

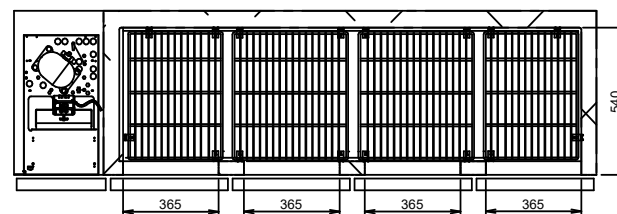


A-A SECTION VIEW



PLAN

E-E SECTION VIEW



SPECIFICATIONS

CAPACITY LITRES	500
TEMPERATURE	1°C / 4°C
FRONT BREATHING	YES
DIMENSIONS - W X D X H (ON 120 MM H CASTORS) MM	2230 W x 670D x 850H
WEIGHT UNPACKED (KG)	137

STANDARD INCLUSIONS ***

DOOR TYPE	S (Solid Door)
FINISH (INTERIOR AND EXTERIOR EXCLUDING REAR AND UNDER)	S (Stainless Steel)
SHELVES/DOOR (ADJUSTABLE STRIPS AND CLIPS)	2

GAS TYPE

REFRIGERANT	R290
-------------	------

ELECTRICAL

POWER SUPPLY	10 amp
POWER CABLE LENGTH (METRES)	2
RUNNING AMPS	2.0

PERFORMANCE

KWH/24HR READING	4.55
TEMPERATURE CLASS	4 M1
AMBIENT RATING	38°C