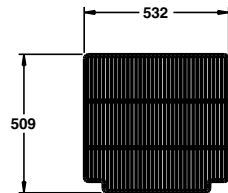
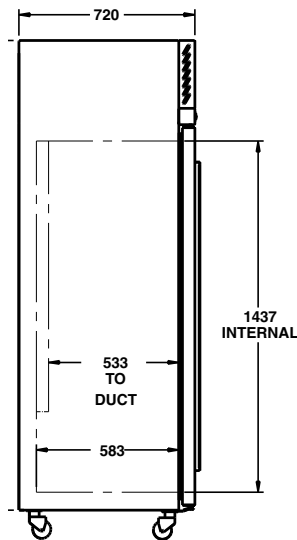
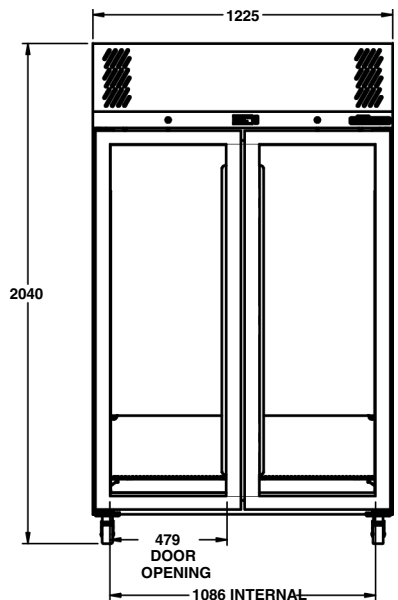
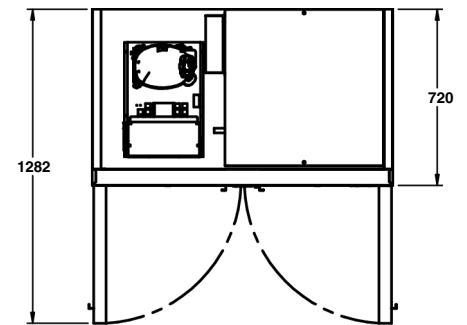


CATEGORY | GENERAL UPRIGHTS
 RANGE | **Pearl**
 UNIT | REFRIGERATOR
 TYPE | SELF CONTAINED
 DOORS | 2



SHELF DETAIL



SPECIFICATIONS

CAPACITY LITRES	950
TEMPERATURE	1°C / 4°C
DIMENSIONS - W X D X H (ON 120 MM H CASTORS) MM	1225 W x 720 D x 2040 H
WEIGHT UNPACKED (KG)	220

STANDARD INCLUSIONS ***

DOOR TYPE	G (Glass Door), Optional: PT (Pass Through)
FINISH (INTERIOR AND EXTERIOR EXCLUDING REAR AND UNDER)	W (White)
SHELVES/DOOR (ADJUSTABLE STRIPS AND CLIPS)	4

GAS TYPE

REFRIGERANT	R290
-------------	------

ELECTRICAL

POWER SUPPLY	10 amp
POWER CABLE LENGTH (METRES)	2
RUNNING AMPS	Ê D É

PERFORMANCE

KWH/24HR READING	È D Ğ
TEST STANDARD	ISO 23953 (Display)
TEST CONDITIONS	3 M1
AMBIENT RATING	È D °C

REFRIGERATION WATTAGES FOR OPTIONAL REMOTE UNITS

FRIDGE MODELS - GLASS DOORS (R448a)	850 @ -5°C SST
-------------------------------------	----------------

*** For **OPTIONS** refer to the current Williams Price Guide