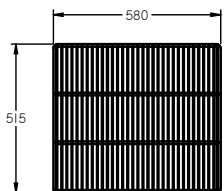
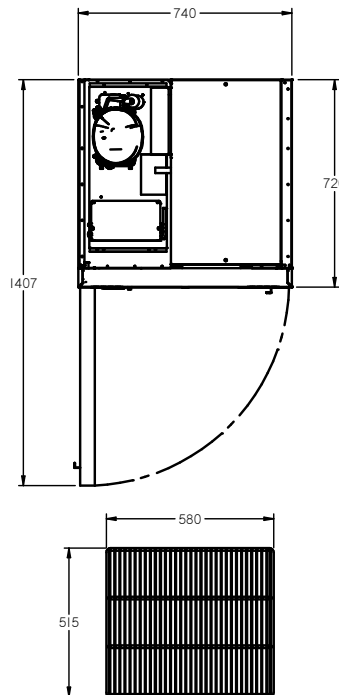


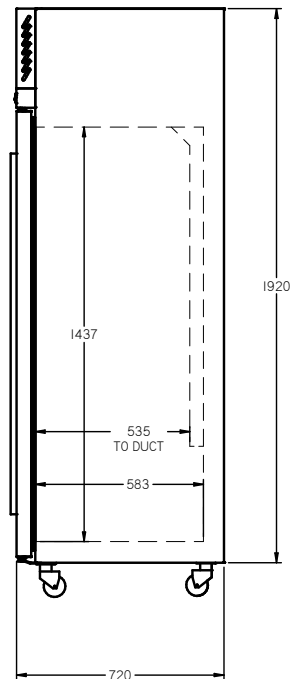
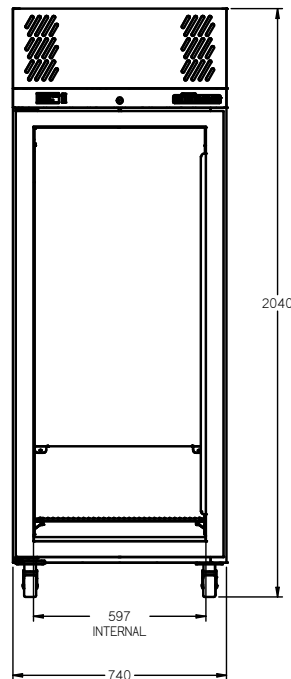
# HP1GWHC



CATEGORY	GENERAL UPRIGHTS
RANGE	<b>Pearl</b>
UNIT	REFRIGERATOR
TYPE	SELF CONTAINED
DOORS	1



SHELF DETAIL



## SPECIFICATIONS

CAPACITY LITRES	520
TEMPERATURE	1°C / 4°C
DIMENSIONS - W X D X H (ON 120 MM H CASTORS) MM	740 W x 720 D x 2040 H
WEIGHT UNPACKED (KG)	160

## STANDARD INCLUSIONS \*\*\*

DOOR TYPE	G (Glass Door), Optional: PT (Pass Through)
FINISH (INTERIOR AND EXTERIOR EXCLUDING REAR AND UNDER)	W (White)
SHELVES/DOOR (ADJUSTABLE STRIPS AND CLIPS)	4

## GAS TYPE

REFRIGERANT	R290
-------------	------

## ELECTRICAL

POWER SUPPLY	10 amp
POWER CABLE LENGTH (METRES)	2
RUNNING AMPS	1.0

## PERFORMANCE

KWH/24H READING	2.29
TEST STANDARD	ISO 23953 (Display)
TEST CONDITIONS	3 M1
AMBIENT RATING	40°C

## REFRIGERATION WATTAGES FOR OPTIONAL REMOTE UNITS

FRIDGE MODELS - GLASS DOORS (R448a)	620 @ -5°C SST
-------------------------------------	----------------

\*\*\* For **OPTIONS** refer to the current Williams Price Guide