

Technical data sheet for

## GAS CHARGRILL 450mm, 600mm, 900mm, 1200mm

CH8450G-B, CH8450G-LS, CH8450G-CB, CH8600G-B, CH8600G-LS, CH8600G-CB,  
CH8900G-B, CH8900G-LS, CH8900G-CB, CH8120G-B, CH8120G-LS, CH8120G-CB



CH8120G-LS

### Series Options

CH - Standard splashback models

CHL - Low back models

CHB - Bold vitreous enamel colour front finish  
on standard splashback models

CHLB - Bold vitreous enamel colour front finish  
on low back models

### Overall Construction

#### CHARGRILL

- 2.5mm thick 304 stainless steel side splash guards
- Welded 1.5mm 304 stainless steel bull nose
- Welded splashback and side panels 1.2mm 304 stainless steel
- Front panels 0.9mm 304 stainless steel
- Front grease channel
- Welded 1.2mm 304 stainless steel grease drawers
- 1.5mm hot rolled steel burner box
- Aluminised steel grease drawer baffles
- Insulated sides

#### BENCH MOUNT (SUPPLIED AS -B MODEL)

- Four 63mm dia. heavy-duty 1.2mm 304 stainless bench legs with adjustable feet
- Adjustable height 80mm-105mm

#### LEG STAND (SUPPLIED AS -LS MODEL)

- Fully modular for matched suite finish
- Framed top for connection to Chargrill
- 63mm dia. heavy-duty 1.2mm 304 stainless steel legs with adjustable feet
- Fully modular framed stand shelf with 0.9mm 304 stainless steel finish
- Quick assembly design (no tools required)

#### CABINET BASE (SUPPLIED AS -CB MODEL)

- Fully modular for matched suite finish
- Double skin 0.9mm 304 stainless steel interior and exterior
- 1/1GN 4 position racking
- 63mm dia. heavy-duty 1.2mm 304 stainless steel legs with adjustable feet

- Heavy-duty construction
- Reversible heavy-duty top grates
- Interchangeable drop on griddle plates
- 33MJ/hr stainless steel burners per 300mm section
- 48MJ/hr stainless steel burners on 450mm model
- Stainless steel exterior
- Easy clean
- Easy service
- Fully modular

#### GRATES AND RADIANTS AND BAFFLES

- 150mm wide x 550mm top grate sections
- Top grates reversible for level or inclined use
- Inclined position incorporates flare reducing grate fin design with grooves to run grease into front collection channel
- Heavy weight castings for high demand performance
- Heavy-duty high efficiency cast iron burner radiants
- Improves heat retention and protects burners
- Baffles over grease drawers to reduce grease collection flare ups

#### GRIDDLE PLATES

- Optional extra 300mm wide and 450mm wide x 550mm deep drop on cast iron griddle sections.
- Machined smooth surface finish
- Interchangeable in any position with 2 or 3 sections of top grate
- Multiple griddle sections can be mixed in any positions

#### BURNERS

- Full 304 stainless steel burners
- 1 x 33MJ/hr stainless steel burner per 300mm section
- 1 x 48MJ/hr stainless steel burner on 450mm model
- Removable for cleaning
- Full pilot and flame failure protection per burner

#### Controls

- Individual Hi-Lo gas control to each burner with flame failure and pilot
- Large easy use control knob - heat resistant reinforced
- Easy view control settings on knob
- Piezo ignition to pilot burner
- Separate left and right side heat zones
- Two 90-300°C thermostats
- Flame failure pilot burners
- Piezo ignition to each pilot burner

#### Cleaning and Servicing

- Easy clean stainless steel external finish
- Lift out radiants, burners and grease tray baffles
- All burner box interior parts lift out for full cleaning access
- Deep stainless steel grease collection drawers
- Access to all parts from front of unit

Technical data sheet for

# GAS CHARGRILL

## 450mm, 600mm, 900mm, 1200mm



### Specifications

#### Burner

33MJ/hr 304 stainless steel U-burner per 300mm section  
48MJ/hr 304 stainless steel bar burner on the 450mm model

#### Gas power

CH8450G 48MJ/hr, 14kW  
CH8600G 66MJ/hr, 18.3kW  
CH8900G 100MJ/hr, 27.7kW  
CH8120G 133MJ/hr, 36.6kW

#### Cooking surface area

CH8450G 442mm x 500mm, 2210cm<sup>2</sup>  
CH8600G 592mm x 500mm, 2960cm<sup>2</sup>  
CH8900G 892mm x 500mm, 4460cm<sup>2</sup>  
CH8120G 1192mm x 500mm, 5960cm<sup>2</sup>

#### Gas connection

R 3/4 (BSP) male  
216mm from LH side, 32mm from rear, and 555mm from floor  
All units supplied with Natural and LP gas regulator

#### DIMENSIONS

##### Width

450mm CH8450G  
600mm CH8600G  
900mm CH8900G  
1200mm CH8120G

##### Depth

805mm  
Height 915mm  
Incl. splashback 1130mm  
Incl. low back 970mm

#### PACKING DATA

##### 450mm -B/-LS

0.29m<sup>3</sup>, 133kg  
(99kg nett)  
Width 870mm  
Depth 495mm  
Height 855mm

##### 450mm -CB

0.54m<sup>3</sup>, 139kg  
(99kg nett)  
Width 870mm  
Depth 495mm  
Height 1255mm

##### 600mm -B/-LS

0.48m<sup>3</sup>, 171kg  
(128kg nett)  
Width 645mm  
Depth 870mm  
Height 855mm

##### 600mm -CB

0.70m<sup>3</sup>, 189kg  
(130kg nett)  
Width 645mm  
Depth 870mm  
Height 1255mm

##### 900mm -B/-LS

0.70m<sup>3</sup>, 232kg  
(178kg nett)  
Width 945mm  
Depth 870mm  
Height 855mm

##### 900mm -CB

1.03m<sup>3</sup>, 253kg  
(179kg nett)  
Width 945mm  
Depth 870mm  
Height 1255mm

##### 1200mm -B/-LS

0.93m<sup>3</sup>, 295kg  
(227kg nett)  
Width 1245mm  
Depth 870mm  
Height 855mm

##### 1200mm -CB

1.36m<sup>3</sup>, 322kg  
(232kg nett)  
Width 1245mm  
Depth 870mm  
Height 1255mm

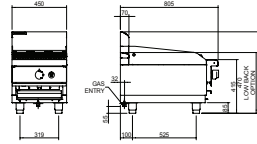
#### GAS TYPES

Available in Natural gas and LP gas  
Please specify when ordering  
Units supplied complete with gas type conversion kits  
Other gas types on request  
Options at extra cost

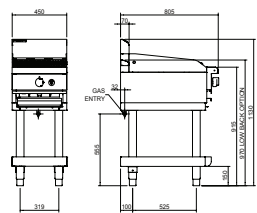
#### OPTIONS AT EXTRA COST

Griddle plates 300mm drop on  
Griddle plates 450mm drop on  
Joining caps  
Castors  
Plinth mounting

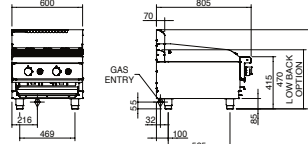
CH8450G-B



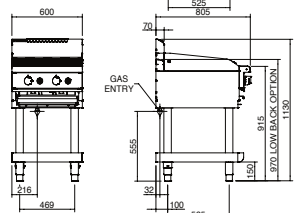
CH8450G-LS/CB



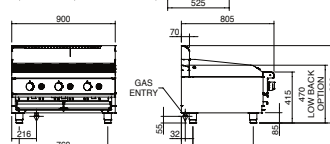
CH8600G-B



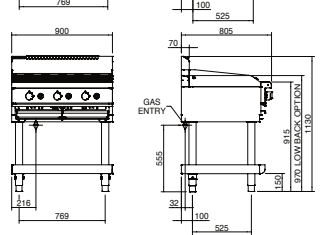
CH8600G-LS/CB



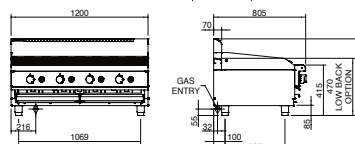
CH8900G-B



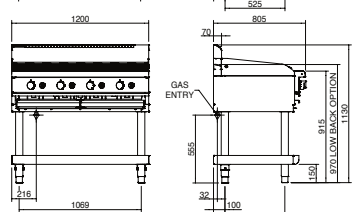
CH8900G-LS/CB



CH8120G-B



CH8120G-LS/CB

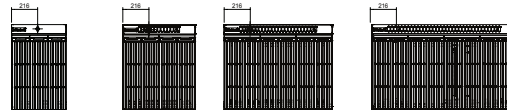


CH8450G

CH8600G

CH8900G

CH8120G



moffat.com.au  
moffat.co.nz

Australia  
moffat.com.au

#### Moffat Pty Limited

Victoria/Tasmania  
740 Springvale Road  
Mulgrave, Victoria 3170  
Telephone +613-9518 3888  
Facsimile +613-9518 3833  
vsales@moffat.com.au

New South Wales  
Telephone +612-8833 4111  
nswsales@moffat.com.au

South Australia  
Telephone +613-9518 3888  
vsales@moffat.com.au

Queensland  
Telephone +617-3630 8600  
qldsales@moffat.com.au

Western Australia  
Telephone +618-9413 2400  
wasales@moffat.com.au

New Zealand  
moffat.co.nz

#### Moffat Limited

Rolleston  
45 Illinois Drive  
Izone Business Hub  
Rolleston 7675  
Telephone +64 3-983 6600  
Facsimile +64 3-983 6660  
sales@moffat.co.nz

Auckland  
Telephone +64 9-574 3150  
sales@moffat.co.nz



Cert. No. 6878

In line with policy to continually develop and improve its products, Moffat Limited reserves the right to change specifications and design without notice.

© Copyright Moffat Ltd  
AN.W8.08/19

an Ali Group Company



The Spirit of Excellence