

## Induction Cooktop 450mm

### - ROUND INDUCTION ZONE

INLB8100R3-B, INLB8100R3-LS, INLB8100R3-CD, INLB8100R5-B, INLB8100R5-LS, INLB8100R5-CD



INLB8100R5-CD



- Heavy-duty construction
- One 270mm dia round induction zone
- 3.5kW or 5kW heating
- Automatic pan detection switches induction zone off when pan removed
- 3 models of base unit
- Stainless steel exterior
- Easy clean
- Easy service
- Fully modular

### OVERALL CONSTRUCTION

#### COOKTOP

- Welded hob with 2.0mm 304 stainless steel hob top
- Splashback and side panels 1.2mm 304 stainless steel
- Front panels 0.9mm 304 stainless steel
- 6mm thick ceramic glass cooking surface

#### BENCH MOUNT (supplied as – B model)

- Four 63mm dia. heavy-duty 1.2mm 304 stainless steel bench legs with adjustable feet
- Adjustable height 80mm – 105mm

#### LEG STAND (supplied as – LS model)

- Fully modular for matched suite finish
- Framed top for connection to Cooktop
- 63mm dia. heavy-duty 1.2mm 304 stainless steel legs with four adjustable feet
- Fully modular framed stand shelf with 0.9mm 304 stainless steel finish
- Quick assembly design

#### CABINET BASE WITH DOOR (supplied as – CD model)

- Fully modular for match suite finish
- Double skin 0.9mm 304 stainless steel interior and exterior
- Double skin door with enamelled exterior panel
- 63mm dia. heavy-duty 1.2mm 304 stainless steel legs with four adjustable feet

### CONTROLS

- Large easy use control knob
- Infinitely variable power controls for each induction zone
- Heating ON indicator lights (green) including pan detection indication
- Error mode indicator light (green)

### CLEANING AND SERVICING

- All models with easy clean stainless steel external finish
- Fully sealed cooking surface
- Removable full stainless steel air intake filters (induction cooling)
- Front service access

### Induction Zone Options

- R3 - 3.5kW round induction
- R5 - 5kW round induction

### Series Options

- INLB - Low back models
- INB - 215mm splashback option

## Induction Cooktop 450mm

### - ROUND INDUCTION ZONE

INLB8100R3-B, INLB8100R3-LS, INLB8100R3-CD, INLB8100R5-B,  
INLB8100R5-LS, INLB8100R5-CD



moffat.com.au  
moffat.co.nz

Australia  
moffat.com.au

Moffat Pty Limited  
Victoria/Tasmania  
740 Springvale Road  
Mulgrave, Victoria 3170  
Telephone +613-9518 3888  
Facsimile +613-9518 3833  
vsales@moffat.com.au

New South Wales  
Telephone +612-8833 4111  
nswsales@moffat.com.au

South Australia  
Telephone +613-9518 3888  
vsales@moffat.com.au

Queensland  
Telephone +617-3630 8600  
qldsales@moffat.com.au

Western Australia  
Telephone +618-9413 2400  
wasales@moffat.com.au

New Zealand  
moffat.co.nz  
Moffat Limited

Rolleston  
45 Illinois Drive  
Izone Business Hub  
Rolleston 7675  
Telephone +64 3-983 6600  
Facsimile +64 3-983 6660  
sales@moffat.co.nz

Auckland  
Telephone +64 9-574 3150  
sales@moffat.co.nz



ISO9001  
Quality  
Management  
Standard

Designed and manufactured by

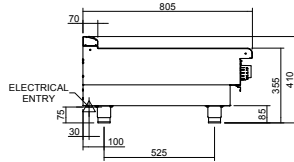
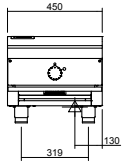


ISO9001  
All Waldorf Bold products are designed and manufactured by Moffat using the internationally recognised ISO9001 quality management system, covering design, manufacture and final inspection, ensuring consistent high quality at all times.

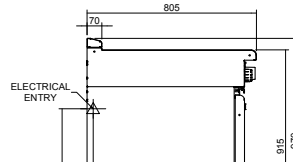
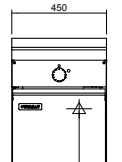
In line with policy to continually develop and improve its products, Moffat Limited reserves the right to change specifications and design without notice.

© Copyright Moffat Ltd  
AN.WBD.S.01.22

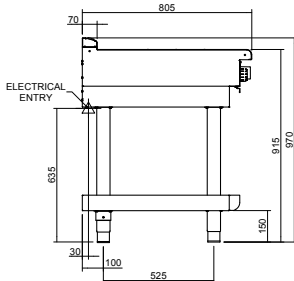
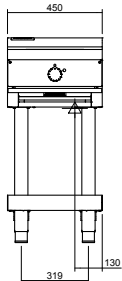
INLB8100-B



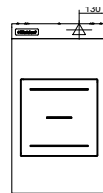
INLB8100-CD



INLB8100-LS



INLB8100R3 / INLB8100R5



### SPECIFICATIONS

#### Cooktop

1 x 3.5kW induction zone  
or

1 x 5kW induction zone  
Ø 270mm induction zone

#### Electrical requirements

##### INLB8100R3

3.5kW, 230-240V, 50/60Hz, 1P+N+E

15A / phase

##### INLB8100R5

5.0kW, 400-415V, 50/60Hz, 3P+E

7A / phase

#### Dimensions

##### Bench model

Width 450mm

Depth 805mm

Height 355mm

Incl. splashback 570mm

Incl. low back 410mm

##### All models (excluding Bench model)

Width 450mm

Depth 805mm

Height 915mm

Incl. splashback 1130mm

Incl. low back 970mm

#### Nett weight

88kg

#### Packing data

0.54m<sup>3</sup>, 130kg

Width 495mm

Depth 865mm

Height 1255mm

#### OPTIONS AT EXTRA COST

Castors

Plinth mounting

an Ali Group Company



The Spirit of Excellence