

Technical data sheet for

BENCH TOPS 900mm

BT8900-CB, BT8900-LS, BT8900-RB



BT8900-CB

- Heavy-duty construction
- 3 models of base unit
- 1 model of refrigerated base with two GN 1/1 drawers
- Stainless steel exterior
- Easy clean
- Fully modular

Series Options

- BT - Standard splashback models
- BTL - Low back models
- BTB - Bold vitreous enamel colour front finish on standard splashback models
- BTLB - Bold vitreous enamel colour front finish on low back models

Overall Construction

WORK BENCH

- 3.5mm thick compound work surface
 - 1.5mm 304 stainless steel top
 - 2.0mm galvanised steel backing
- Welded 1.5mm stainless steel bull nose
- Splashback and side panels 1.2mm stainless steel

CABINET BASE (SUPPLIED AS –CB MODEL)

- Modular for suite matched finish
- Double skin 0.9mm stainless steel interior and exterior
- GN 1/1 4 position racking kit
- 63mm dia. heavy-duty 1.2mm stainless steel legs with adjustable feet

LEG STAND (SUPPLIED AS –LS MODEL)

- Modular for suite matched finish
- 63mm dia. heavy-duty 1.2mm stainless steel legs with adjustable feet
- Framed stand shelf with 0.9mm stainless steel finish
- Quick assembly design (no tools required)

REFRIGERATED BASE (SUPPLIED AS –RB MODEL)

- Self contained suite matched modular base
- Ventilated system with R134a refrigerant
- -2° to + 8°C temperature (Tropical Climate rated)
- Two GN 1/1 drawers
- 100mm deep pan capacity
- Heavy-duty European telescopic drawer guides
- Magnetic drawer gaskets (replaceable without tools)
- 50mm fully foamed CFC free insulation
- 304 stainless steel exterior and interior
- Anti-corrosion treated evaporator
- No condensate drain required
- 63mm dia. heavy-duty 1.2mm 304 stainless steel legs with adjustable feet
- Condensing unit removable through front of unit for service
- Easy clean interior
- Digital control electronic thermostat
- Automatic defrost
- Automatic evaporation of defrost water
- -2° to +8°C temperature range

Technical data sheet for BENCH TOPS 900mm

Specifications

DIMENSIONS

All models
Width 900mm
Depth 805mm
Height 915mm
Incl. splashback 1130mm
Incl. low back 972mm

NETT WEIGHT

Cabinet Base models

88kg

Leg Stand models

70kg

Refrigerated Base models

116kg

PACKING DATA

Cabinet Base models

1.02m³, 153kg
Width 945mm
Depth 870mm
Height 1260mm

Leg Stand models

0.54m³, 120kg
Width 945mm
Depth 870mm
Height 665mm

Refrigerated Base models

1.02m³, 181kg
Width 945mm
Depth 870mm
Height 1260mm

REFRIGERATED BASE

Type

Ventilated system

Refrigerant

R134a (160grams)

Climate classification

T – tropical

Electrical connection

220-240Vac, 50Hz, 1.8A, 1P+N+E

3 pin 10A plug cordset fitted

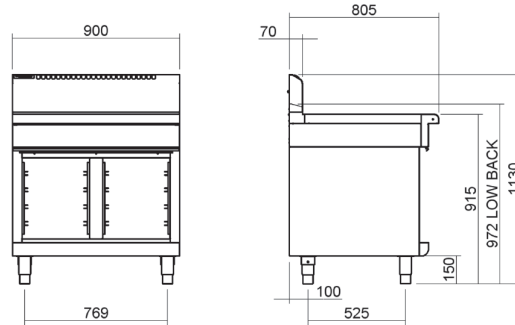
OPTIONS AT EXTRA COST

Castors

Plinth mounting

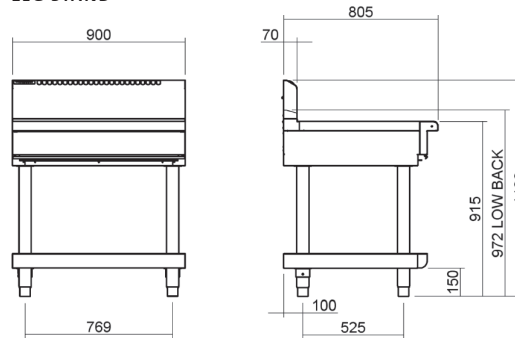
BT8900-CB, BTL8900-CB

CABINET BASE



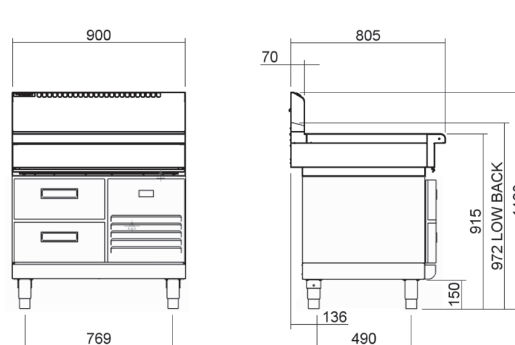
BT8900-LS, BTL8900-LS

LEG STAND




BT8900-RB, BTL8900-RB

REFRIGERATED BASE



BT8900



moffat.com.au

moffat.co.nz

Australia

moffat.com.au

Moffat Pty Limited

Victoria/Tasmania
740 Springvale Road
Mulgrave, Victoria 3170
Telephone +613-9518 3888
Facsimile +613-9518 3833
vsales@moffat.com.au

New South Wales
Telephone +612-8833 4111
nswsales@moffat.com.au

South Australia
Telephone +613-9518 3888
vsales@moffat.com.au

Queensland
Telephone +617-3630 8600
qldsales@moffat.com.au

Western Australia
Telephone +618-9413 2400
wasales@moffat.com.au

New Zealand

moffat.co.nz

Moffat Limited

Rolleston
45 Illinois Drive
Izone Business Hub
Rolleston 7675
Telephone +64 3-983 6600
Facsimile +64 3-983 6660
sales@moffat.co.nz

Auckland
Telephone +64 9-574 3150
sales@moffat.co.nz



In line with policy to continually develop and improve its products, Moffat Limited reserves the right to change specifications and design without notice.

© Copyright Moffat Ltd
AN.W8.01.2020