

Technical data sheet for

FAST FRI TWIN PAN ELECTRIC FRYER 450mm

FN8224E

Waldorf®
800 SERIES
INDUSTRY
KITCHENS

www.industrykitchens.com.au 1800 611 058



- 17kW high performance twin pan fryer
- Easy clean stainless steel open pan with 10 year limited warranty
- 12L per pan oil capacity
- 25mm (1") drain valves
- Stainless steel exterior
- Easy service
- Fully modular
- Low back model (FNL) available

Overall Construction

- Stainless steel pan with 10 year limited warranty
- Bull nose welded 1.5mm 304 stainless steel
- Splashback 1.5mm 304 stainless steel
- Side panels 1.2mm 304 stainless steel
- Double skin door with 0.9mm 304 stainless exterior
- Hinge out counterbalanced heating elements
- 25mm (1") drain valves
- 150mm legs in 63mm dia. heavy-duty 1.2mm 304 stainless steel with adjustable feet
- 2 baskets and stainless steel lid supplied standard

Controls

- Mechanical thermostats
- Thermostat range 90-200°C
- Large easy use controls with easy view scale
- Fail-safe over-temperature safety cut-outs
- Element tilt switch for heating cut-out on element lift
- Indicator lights for power and heating (per pan)

Cleaning and Servicing

- Open stainless steel pans for easy clean
- Easy clean basket support bar
- 25mm (1") drain valves for effective draining
- Easy clean stainless steel exterior
- Access to all parts from front of unit

Technical data sheet for
**FAST FRI TWIN PAN
 ELECTRIC FRYER 450mm**



Specifications

Production rate

31kg/hr

Pan Size (per pan)

Oil capacity 12L (24lbs shortening) per pan

Width 175mm

Length 380mm

Oil frying depth 95mm

Baskets

2 chrome plated wire baskets

140mm W x 335mm D x 145mm H

Elements (per pan)

3 x 2.83kW stainless steel heating elements

Electrical requirements

17kW, 400-415Vac, 50/60hz, 3P+N+E

L1 23.6A

L2 23.6A

L3 23.6A

Electrical connection

62mm from RH side, 365mm from rear,
 and 440mm from floor

DIMENSIONS

Width 450mm

Depth 805mm

Height 915mm

Incl. splashback 1130mm

Incl. low back 1085mm

NETT WEIGHT

74kg

PACKING DATA

0.54m³, 116kg

Width 870mm

Depth 495mm

Height 1255mm

OPTIONS AT EXTRA COST

Waldorf Filtamax filtration system

Extra baskets

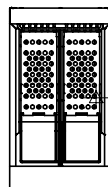
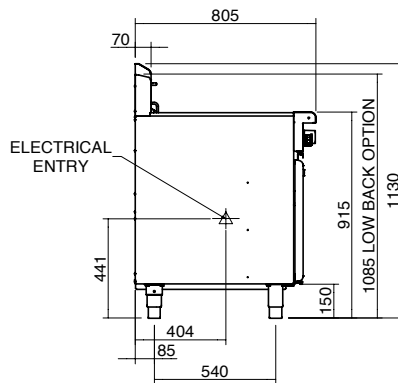
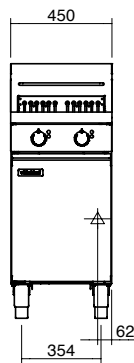
Side splash guards

Joining caps

Castors

Plinth mounting

FN8224E



Australia
www.moffat.com.au
 New Zealand
www.moffat.co.nz

Australia
 Moffat Pty Limited

Victoria/Tasmania
 740 Springvale Road
 Mulgrave, Victoria 3170
 Telephone 03-9518 3888
 Facsimile 03-9518 3833
vsales@moffat.com.au

New South Wales
 Telephone 02-8833 4111
nswsales@moffat.com.au

South Australia
 Telephone 03-9518 3888
vsales@moffat.com.au

Queensland
 Telephone 07-3630 8600
qldsales@moffat.com.au

Western Australia
 Telephone 08-9202 6820
bgarcia@moffat.com.au

New Zealand
 Moffat Limited

Christchurch
 Telephone 03-389 1007
sales@moffat.co.nz

Auckland
 Telephone 09-574 3150
sales@moffat.co.nz



Designed and manufactured by



ISO9001
 All Waldorf products are designed and manufactured by Moffat using the internationally recognised ISO9001 quality management system, covering design, manufacture and final inspection, ensuring consistent high quality at all times.

In line with policy to continually develop and improve its products, Moffat Limited reserves the right to change specifications and design without notice.

