

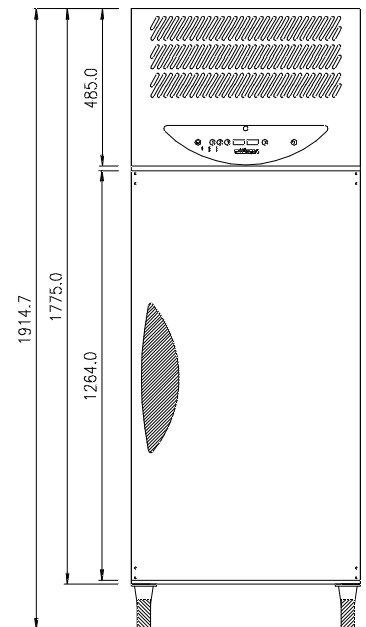
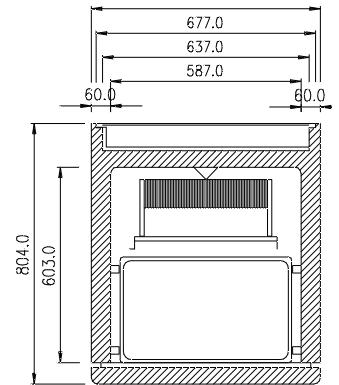
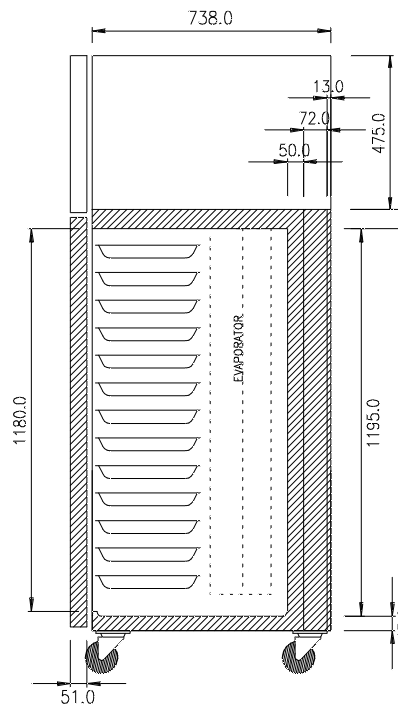
# WBCF50

# INDUSTRY KITCHENS



www.industrykitchens.com.au 1800 611 058

CATEGORY	BLAST CHILLER/FREEZERS
RANGE	<b>Blast Chiller Reach In</b>
UNIT	CHILLER/FREEZER
TYPE	SELF CONTAINED
DOORS	1



## SPECIFICATIONS

CAPACITY - chilling/freezing per 90/240 min cycle #	50 kg
CAPACITY - 1/1 Gn PANS	13
DIMENSIONS - W X D X H (on castors) mm	707 W x 804 D x 1915 H
WEIGHT UNPACKED (kg)	205
DOOR TYPE	Standard: SD (Solid Door)
FINISH (interior and exterior excluding rear and under)	SS (Stainless Steel)
SHELF SLIDES TO SUIT 1/1 Gn PANS AND SHELVES	13

## ELECTRICAL

POWER SUPPLY	3 Phase	
FRIDGE MODELS	RUNNING AMPS	5.8

## GAS TYPE

REFRIGERANT	R404a
-------------	-------

# Based on Blast chilling of 50 mm max depth of uncovered dense food such as mashed potato. Times will vary depending on the container and food types as well as the thermal conductivity of the food.