

# WBCF30

**INDUSTRY  
KITCHENS**

www.industrykitchens.com.au 1800 611 058



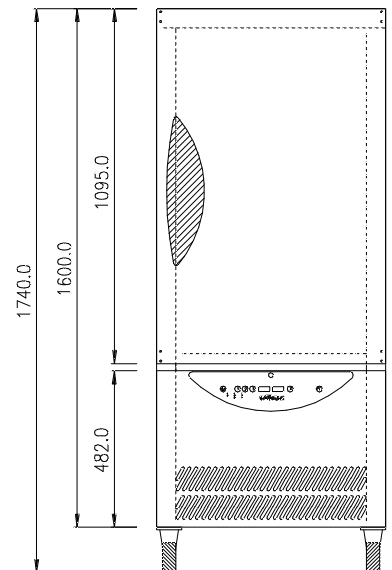
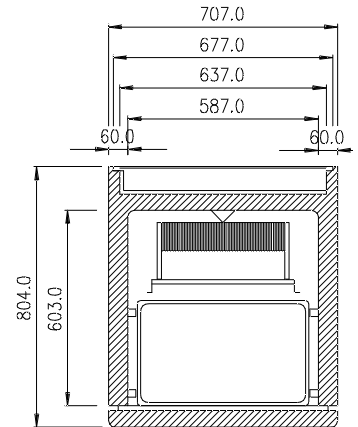
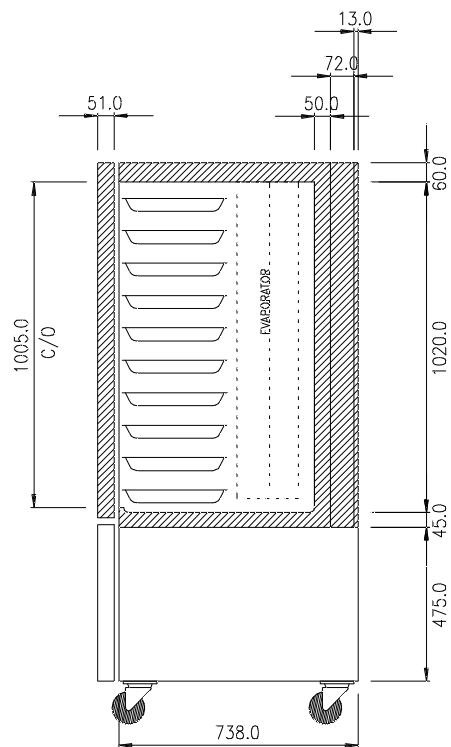
CATEGORY BLAST CHILLER/FREEZERS

RANGE **Blast Chiller  
Reach In**

UNIT CHILLER/FREEZER

TYPE SELF CONTAINED

DOORS 1



## SPECIFICATIONS

|   |                           |
|---|---------------------------|
| CAPACITY - CHILLING/FREEZING PER 90/240 MIN CYCLE #     | 30 kg                     |
| CAPACITY - 1/1 GN PANS                                  | 10                        |
| DIMENSIONS - W X D X H<br>(ON CASTORS) MM               | 707 W x 804 D x 1740 H    |
| WEIGHT UNPACKED (KG)                                    | 190                       |
| DOOR TYPE   | Standard: SD (Solid Door) |
| FINISH (INTERIOR AND EXTERIOR EXCLUDING REAR AND UNDER) | SS (Stainless Steel)      |
| SHELF SLIDES TO SUIT 1/1 GN PANS AND SHELVES            | 10                        |

## ELECTRICAL

|               |              |     |
|---------------|--------------|-----|
| POWER SUPPLY  | 15 amp       |     |
| FRIDGE MODELS | RUNNING AMPS | 9.9 |

## GAS TYPE

|             |       |
|-------------|-------|
| REFRIGERANT | R404a |
|-------------|-------|

# Based on Blast chilling of 50 mm max depth of uncovered dense food such as mashed potato. Times will vary depending on the container and food types as well as the thermal conductivity of the food.