

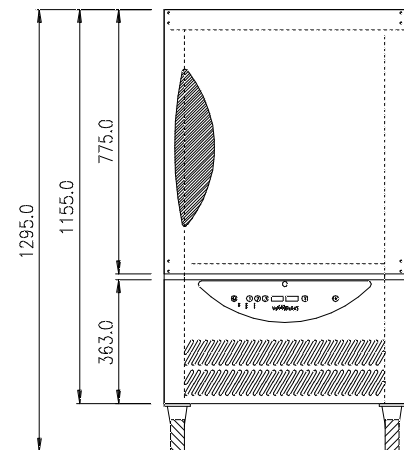
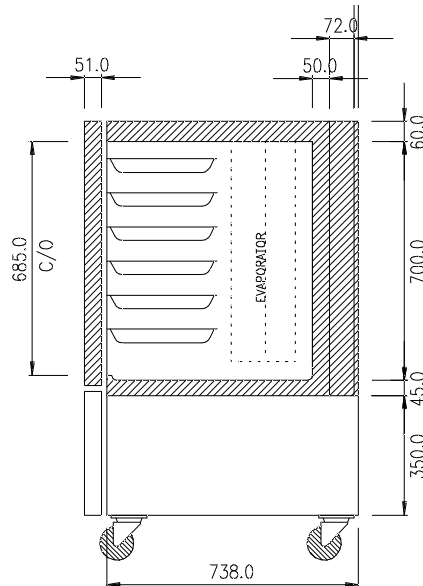
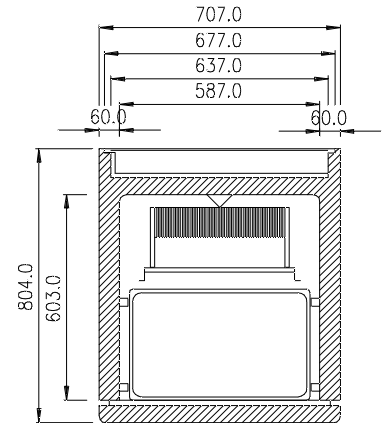
# WBCF20

**INDUSTRY  
KITCHENS**

www.industrykitchens.com.au 1800 611 058



CATEGORY	BLAST CHILLER/FREEZERS
RANGE	<b>Blast Chiller Reach In</b>
UNIT	CHILLER/FREEZER
TYPE	SELF CONTAINED
DOORS	1



## SPECIFICATIONS

<b>CAPACITY - CHILLING/FREEZING PER 90/240 MIN CYCLE #</b>	20 kg
<b>CAPACITY - 1/1 GN PANS</b>	6
<b>DIMENSIONS - W X D X H</b>	(ON CASTORS) MM 707 W x 804 D x 1295 H
<b>WEIGHT UNPACKED (KG)</b>	140
<b>DOOR TYPE</b>	Standard: SD (Solid Door)
<b>FINISH (INTERIOR AND EXTERIOR EXCLUDING REAR AND UNDER)</b>	SS (Stainless Steel)
<b>SHELF SLIDES TO SUIT 1/1 GN PANS AND SHELVES</b>	6

## ELECTRICAL

<b>POWER SUPPLY</b>	10 amp
<b>FRIDGE MODELS</b>	RUNNING AMPS 6.0

## GAS TYPE

<b>REFRIGERANT</b>	R404a
--------------------	-------

# Based on Blast chilling of 50 mm max depth of uncovered dense food such as mashed potato. Times will vary depending on the container and food types as well as the thermal conductivity of the food.