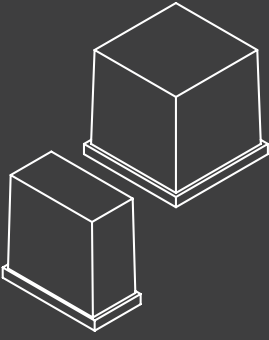


SPIKA



NG150 R290

Self-Contained Ice Cube Maker

Half Dice NG150 A HD R290
Full Dice NG150 A FD R290



SKOPE®

ITV | 
ICE makers

INDUSTRY
KITCHENS

www.industrykitchens.com.au 1800 611 058

Features



- 145kg ice cube production in 24 hours
- Choose between machine that produces full dice or half dice ice cubes
- 45kg ice storage capacity
- Easy access external operational switches
- Strong solid AISI 304 stainless steel box-type frame
- Easy servicing without disassembling the whole machine
- Patented robust folding door with noise reduction system
- Front and rear ventilation system allows machine to be built-in (ventilation clearances required)
- Cleaning switch allows circulation of water with descaling product (calklin or similar)
- Tropical T Class compressors suitable for use in environments up to 43°C ambient
- ITV designed motor pump, no seals to avoid deterioration
- R290 Natural Refrigerant with very low global warming impact which also reduces energy consumption
- 2 year warranty
- **Installation must be carried out by a qualified plumber or refrigeration mechanic**



R290 Natural Refrigerant

Supplied Accessories



Water Inlet
Hose



Drain Hose



Gasket
Washers



Medium
Scoop



Adjustable
height legs

Backflow prevention
device

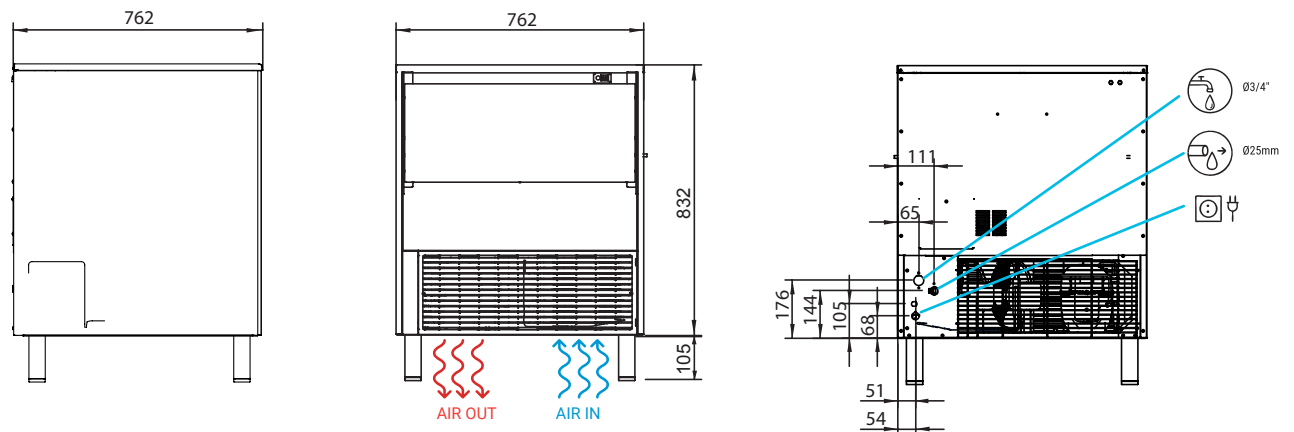
Water Filter



A Watermark approved* water filter, suitable for the water type at the place of installation must be used. SKOPE can provide a water filter that protects the Ice Maker, and ensures proper function and high quality ice production. Service or repair due to absence of a suitable water filter will not be covered by SKOPE warranty. Contact SKOPE for more information.

*Watermark approval is only applicable to Australian installations. Elsewhere, a suitable water filter must be used.

Machine Specifications












| | |
|---------------------------|-------------------------------------|
| Machine dimensions | 762 x 762 x 832mm/937-987 with legs |
| Packed dimensions | 840 x 825 x 950mm |
| Machine weight | 81kg |
| Packed weight | 87kg |
| Floor area | 0.66m ² |

Ventilation recommendations

- 100m behind the cabinet
- 100mm above the cabinet

Optional castor height 62mm

| | | | | | | | |
|---|---|---|---|---|--|---|---|
|  |  |  |  |  |  |  |  |
| (W) | (Btu/h) | (W) 43°C | (n.) (mm ²) | FUSE | (Kwh) | (l/h) | (W) (Btu/h) |
|  | 1,868 6,374 | 700 | 3 1.5 | 16 | 13.4 | FULL 11.3 HALF 11.3 | 1,363 4,648 |

Ice Specifications



| | |
|----------------------------------|---------------------|
| Ice dimensions | FULL 26 x 23 x 26mm |
| | HALF 23 x 11 x 26mm |
| Ice cube volume | FULL 12CC |
| | HALF 6CC |
| Ice cubes per cycle | FULL 144 |
| | HALF 288 |
| Ice cube storage capacity | 45kg |

Ice production per 24 hour cycle (kg)

| | | Water temperature | | | |
|-----------------|------|-------------------|------|------|------|
| | | 10°C | 15°C | 21°C | 30°C |
| Air temperature | 10°C | 155 | 150 | 136 | 121 |
| | 21°C | 148 | 145 | 130 | 115 |
| | 32°C | 125 | 120 | 107 | 92 |
| | 43°C | 105 | 100 | 90 | 75 |



Electrical Safety & EMC
Regulatory Compliance Mark



2 Year Warranty Protection
Parts & Labour

SKOPE INDUSTRIES LIMITED

Australian Freephone: 1800 121 535

New Zealand Freephone: 0800 947 5673

Email: skope@skope.com

Website: www.skope.com