

## ELECTRIC TILTING BRATT PAN 900mm

E580-8, E580-8E

- 80L full stainless steel pan
- Manually operated tilting mechanism
- Optional electric power tilting mechanism
- Heavy-duty lid and hinge system
- Galvanized steel chassis
- Stainless steel exterior
- Easy clean
- Easy service
- Fully modular



E580-8E

### Overall Construction

- Heavy-duty galvanized steel chassis
- Side panels 1.2mm 304 stainless steel
- Splashback 1.2mm 304 stainless steel
- Front panels 0.9mm 304 stainless steel
- Vitreous enamelled pan front cover
- Full stainless steel pan with 2.0mm pan body
- 12mm thick stainless steel even heat pan base
- Large capacity pouring spout
- Heavy-duty spring balanced lid hinge system
- 1.5mm 304 stainless steel lid suitable as bench-top workspace
- Full width stainless steel lid handle
- Manually operated pan lift handwheel with fold-away handle
- Electrically powered pan tilting option
- 63mm dia. heavy-duty stainless steel legs with adjustable feet

### Controls

- Large easy use control knobs - heat resistant reinforced
- Easy view control settings on knobs
- Indicator lights for power and heating
- Quarter turn water valve control for ease of use
- 50-320°C thermostatic control
- Over temperature safety cut-out
- Fold away handle on manual pan tilt
- Pan up and down switches on electric pan tilt

### Cleaning and Servicing

- Seamless full stainless steel pan with rounded corners
- Easy clean stainless steel exterior panels
- Easy connection access via front service panels
- Service friendly lid hinge system
- Access to all parts from front of unit

# ELECTRIC TILTING BRATT PAN 900mm

E580-8, E580-8E

### Specifications

#### Elements

3 x 4kw stainless steel sheathed heating elements clad to pan base

#### Electrical requirements

12kW  
400-415Vac, 50/60Hz, 3P+N+E

#### Phase loading

L1	17A
L2	17A
L3	17A

#### Pan

Cooking surface 780mm x 450mm, 3510cm<sup>2</sup>  
215mm deep

#### Water connection

Cold water connection  
1/2" tube connection via 15mm crox fitting  
550kpa, 80psi max water pressure

#### Dimensions

Width 900mm  
Depth 812mm  
Height 915mm  
Incl. splashback 1085mm  
With lid open 1566mm

#### Nett weight

180kg

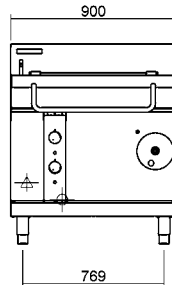
#### Packing data

1.03m<sup>3</sup>, 245kg  
Width 945mm  
Depth 870mm  
Height 1255mm

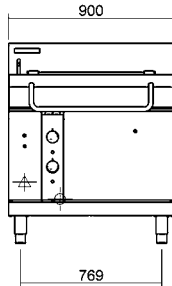
#### Options

Joining caps

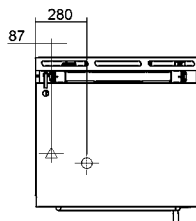
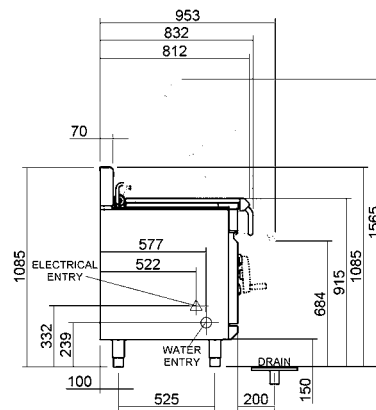
E580-8



E580-8E



E580-8, E580-8E



[moffat.com.au](http://moffat.com.au)  
[moffat.co.nz](http://moffat.co.nz)

Australia  
[moffat.com.au](http://moffat.com.au)

#### Moffat Pty Limited

Victoria/Tasmania  
740 Springvale Road  
Mulgrave, Victoria 3170  
Telephone +613-9518 3888  
Facsimile +613-9518 3833  
[vsales@moffat.com.au](mailto:vsales@moffat.com.au)

New South Wales  
Telephone +612-8833 4111  
[nswsales@moffat.com.au](mailto:nswsales@moffat.com.au)  
South Australia  
Telephone +613-9518 3888  
[vsales@moffat.com.au](mailto:vsales@moffat.com.au)

Queensland  
Telephone +617-3630 8600  
[qldsales@moffat.com.au](mailto:qldsales@moffat.com.au)  
Western Australia  
Telephone +618-9413 2400  
[wasales@moffat.com.au](mailto:wasales@moffat.com.au)

#### New Zealand

[moffat.co.nz](http://moffat.co.nz)

#### Moffat Limited

Rolleston  
45 Illinois Drive  
Izone Business Hub  
Rolleston 7675  
Telephone +64 3-983 6600  
Facsimile +64 3-983 6660  
[sales@moffat.co.nz](mailto:sales@moffat.co.nz)

Auckland  
Telephone +64 9-574 3150  
[sales@moffat.co.nz](mailto:sales@moffat.co.nz)



In line with policy to continually develop and improve its products, Moffat Limited reserves the right to change specifications and design without notice.

© Copyright Moffat Ltd  
AN.BSE.01.19/1620