

Convothem mini 2in1 Combi Steamer

C4EMT6.10C-2IN1 ELECTRIC DIRECT STEAM 12 x 1/1 GN

- Direct steam system
- Cooking methods: steam, combi-steam, convection
- Cooking functions:
 - Crisp&Tasty – 3 moisture removal settings
 - BakePro – 3 levels of traditional baking
 - Reduced fan speed and auto-reverse mode
- easyTouch 7" full touchscreen
- ConvoClean system, fully automatic cleaning system with express mode
- Ethernet interface (LAN)
- USB port built into control panel
- Steam generated by injecting water into the cooking chamber
- Right-hinged appliance door
- Stand containing cleaning-agent drawer
- Hand shower with smooth flow control



Standard Features

- Cooking methods:
 - Steam (30-120°C) with guaranteed steam saturation
 - Combi-steam (100-250°C) with automatic humidity adjustment
 - Convection (30-250°C) with optimised heat transfer
- easyTouch user interface:
 - 7" full touchscreen
 - Press&Go – automatic cooking and baking using quick-select buttons
 - easyStart – automatic cooking and baking using product suggestions
 - TrayTimer – oven load management for different products at the same time
 - Regenerate – flexible multi-mode retherm function
 - ecoCooking – energy-saving function
 - Low-temperature cooking / Delta-T cooking
 - Cook&Hold – cook and hold in one process
 - Programmable with an unlimited number of cooking profiles, each with up to 99 steps and one picture
 - On-screen help
 - Start time preset

- Door handle with sure-shut function
- HACCP data storage
- Preheat and cool down function
- Flexible shelf spacing
- Vapour reduction
- Multi-point core temperature probe

Options

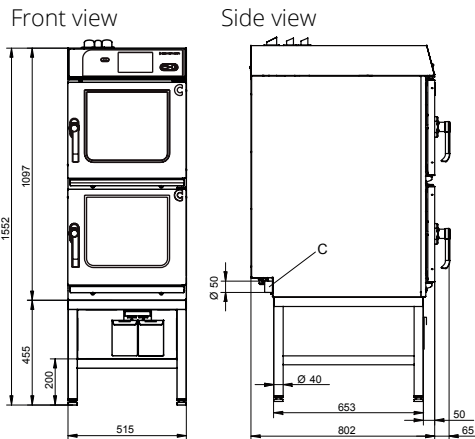
- Left-hinged appliance door
- Available in various voltages

Accessories

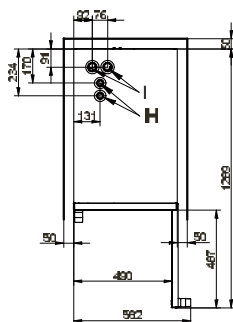
- ConvoLink – HACCP and cooking profile management PC software
- ConvoVent mini condensation hood
- Care products for the fully automatic cleaning system (multiple measure dispensing)

Convotherm mini 2in1 Combi Steamer

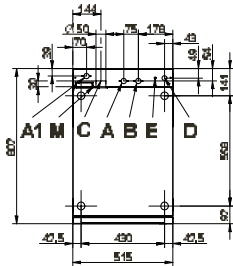
C4EMT6.10C-2IN1 ELECTRIC DIRECT STEAM 12 x 1/1 GN



View from above with wall clearances



Connection points



- A Water-supply connection (for water injection)
- B Water-supply connection (for cleaning)
- C Drain connection DN 50
- D Electrical connection
- E Equipotential bonding
- F Rinse-aid connection
- G Cleaning-agent connection
- H Air vent Ø 30 mm
- I Ventilation port Ø 43 mm
- M Safety overflow 60 mm x 20 mm

DIMENSIONS	
Width	515 mm
Depth	802 mm
Height	1552 mm
Weight	119 kg

PACKED DIMENSIONS	
Width	800 mm
Depth	935 mm
Height	1750 mm
Weight (including cleaning system)	135 kg

Safety clearances*	
Rear	50 mm
Right	50 mm
Left (larger recommended for servicing)	50 mm
Top (for ventilation)	500 mm

*Heat sources must lie at a minimum distance of 500 mm from the appliance.

INSTALLATION REQUIREMENTS
For precise installation instructions please refer to the units installation manual

LOADING CAPACITY	
Max. number of food containers	
Shelf distance	00mm
GN 1/1 depth 40mm	12
GN 1/1 depth 65mm	8
Plates max. Ø 26cm	16
Max. loading weight	
Per combi steamer	40 kg
Per shelf	5 kg

ELECTRICAL SUPPLY	
3N~ 400V 50/60Hz (3P+N+E)	
Rated power consumption	14.1 kW
Rated current	22 A
Fuse	25 A

Special voltage options available on request.
Connection to an energy optimisation system as standard.

WATER CONNECTION	
Water supply	
2 x G 3/4" permanent connection, optionally including connecting pipe	
Flow pressure	300- 600 kPa (3- 6 bar)
Appliance drain	
Drain version	Permanent connection (recommended) or funnel waste trap DN50 (min. internal Ø: 46 mm)
Type	

WATER QUALITY	
Drinking water	
(install water treatment system if necessary)	
Treated tap water for water injection	
Untreated tap water for cleaning, recoil hand shower	
Total hardness	
Injection (soft water)	4-7°dh / 70 - 125 ppm / 7 - 13°TH / 5 - 9°e
Cleaning, recoil shower	4-20 °dh / 70 - 360 ppm / 7 - 35°TH / 5 - 25°e

Other properties	
pH	6.5 - 8.5
Cl ⁻ (chloride)	max. 60 mg/l
Cl ₂ (free chlorine)	max. 0.2 mg/l
SO ₄ ²⁻ (sulphate)	max. 150 mg/l
Fe (iron)	max. 0.1 mg/l
NH ₂ Cl (monochloramine)	max. 0.2 mg/l
Temperature	max. 40°C
Electrical conductivity	min. 20 µS/cm

EMISSIONS	
Heat output	
Latent heat	3700 kJ/h / 1.03 kW
Sensible heat	2370 kJ/h / 0.69 kW
Waste water temperature	max. 80 °C
Noise during operation	max. 70 dBA



moffat.com.au
moffat.co.nz

Australia
moffat.com.au

Moffat Pty Limited

Victoria/Tasmania
740 Springvale Road
Mulgrave, Victoria 3170
Telephone +61 3-9518 3888
Facsimile +61 3-9518 3833
vsales@moffat.com.au

New South Wales
Telephone +61 2-8833 4111
nswsales@moffat.com.au

South Australia
Telephone +61 3-9518 3888
vsales@moffat.com.au

Queensland /
Northern Territory
Telephone +61 7-3630 8600
qldsales@moffat.com.au

Western Australia
Telephone +61 8-9413 2400
wasales@moffat.com.au

New Zealand
moffat.co.nz

Moffat Limited

Rolleston
45 Illinois Drive
Izone Business Hub
Rolleston 7675
Telephone +64 3-983 6600
Facsimile +64 3-983 6660
sales@moffat.co.nz

Auckland
Telephone +64 9-574 3150
sales@moffat.co.nz

In line with policy to continually develop and improve its products, Moffat Limited reserves the right to change specifications and design without notice.

© Copyright Moffat Ltd
AN.CON.S.01.23

