

Modular Granular Ice Cube Maker

SKOPE ID: ICE QUEEN IQ200 R290

Dimensions: 515mm (W) x 550mm (D) x 486mm (H)

Ice Production: 211kg per 24h (Air temperature 21°C, Water temperature 15°C)

Storage Capacity: Separate Storage Bin Required

INDUSTRY KITCHENS

www.industrykitchens.com.au 1800 611 058



Description

Modular ice maker producing dry granular ice with a production of 211kg/24 hours with reduced water usage and electricity. Virtually zero impact on the environment with R290 natural refrigerant. The ice maker produces dry granular ice which is perfect for cocktails, storage of perishable foods, healthcare and therapeutic treatments. Tropical T Class compressors suitable for extreme climates, rated to 43 degrees Celsius. Cleaning switch allows circulation of water with descaling product (Calkin or similar). The never-stop motor pump from ITV is designed without seals to prevent deterioration in hard water regions. The unit can be ordered with an internal drain pump or without. Auger built from strong solid AISI 304 stainless steel, with a resilient coating that maximizes product lifespan. Requires separate storage bin - SILO storage bins offer up to 800kg of capacity. Filter systems need to be installed with the ice machine to protect the 2-year parts and Labour warranty. Best suited to: Clubs / Pubs / Bars, Healthcare.

Supplied Accessories



Recommended Bins



Warranty



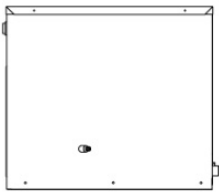
Watermark

A Watermark approved* water filter, suitable for the water type at the place of installation must be used. SKOPE can provide a water filter that protects the Ice Maker, and ensures proper function and high quality ice production. Service or repair due to absence of a suitable water filter will not be covered by SKOPE warranty. Contact SKOPE for more information.

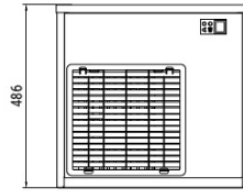
*Watermark approval is only applicable to Australian installations. Elsewhere, a suitable water filter must be used



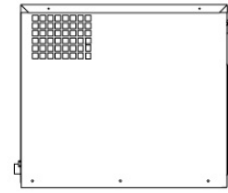
LEFT SIDE VIEW



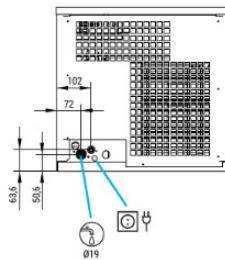
FRONTAL VIEW



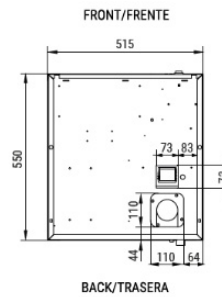
RIGHT SIDE VIEW



BACK VIEW



CENTRAL CROSS SECTION VIEW OF THE BASE



Cabinet

Type	ICE QUEEN
Finish	ALSI 304 Stainless Steel
Modular/Self Contained	Modular

Dimensions

	External	Packed
Height (mm)	486	560
Width (mm)	515	600
Depth (mm)	550	630
Footprint (m ³)	0.20	

Weight

	Machine	Packed
Gross (kg)	52	60

Performance & Operating Conditions

Max. Operating Temp.	43
Air Temperature	10°C - 43°C
Water Temperature	5°C - 38°C
Recommended Water Pressure	1 bar / 6 bar
Litres of Water p/h	9.6
100kg Kwh	9.5
Plug Set Size	10 Amps
Heat Rejection (W)	1,207

Dimensions

System Type	Auger System
Refrigerant	R290

Ice Specifications

Dimensions (mm)	25% residual water content
Ice cubes per cycle	N/A
Ice cube storage capacity (kg)	Separate Storage Bin Required. Choose from S80, S130, S160, S220, S350, S400, SCS150, SCS300 & SCD400 Bins.

Ice Production per 24 hour cycle (kg)

		Water temperature			
		10°C	15°C	21°C	30°C
Air temperature	10°C	236	225	212	200
	21°C	221	211	198	185
	32°C	198	189	175	162
	43°C	170	160	150	140



Optional Accessories

Water Filter	Water Filter Kit for Modular (Part No. SXX11698)
Water Filter	Replacement Cartridge (Part No. SXX11696)**

**Two SXX11696 will be required at time of ordering.



ICE QUEEN IQ200 R290
on the SKOPE website